

Stand Activity Summary for  
Grenada County BOE

**Filters Applied:** County:  
Client Class:  
District: Northwest District  
Client: Grenada County BOE  
STR:  
Activity:  
Year: Through

STR	Strata	Stand	Activity	Acre	Est. Cost	Est. Revenue
<b>2011</b>						
16 21N 3E	2	4	Regeneration, Artificial, Plant, Hand, Loblolly	65	\$5,548.80	\$0.00
16 21N 3E	2	13	Regeneration, Artificial, Plant, Hand, Loblolly	17	\$1,445.00	\$0.00
16 23N 4E	6	12	Harvest, Mechanical, Final, Machine, Loblolly	53	\$1,855.00	\$68,900.00
16 23N 4E	6	26	Harvest, Mechanical, Final, Machine, Loblolly	5	\$175.00	\$6,500.00
16 23N 4E	6	27	Harvest, Mechanical, Final, Machine, Loblolly	12	\$420.00	\$15,600.00
16 23N 4E	6	28	Harvest, Mechanical, Final, Machine, Loblolly	9	\$326.55	\$12,129.00
<b>Yearly Totals</b>				<b>162</b>	<b>\$9,770.35</b>	<b>\$103,129.00</b>
<b>2012</b>						
16 21N 2E	1	3	Harvest, Mechanical, Thin, Machine, Misc Hardwood	77	\$1,540.00	\$54,285.00
16 21N 3E	5	3	Invasive Species Control, Chemical, Broadcast, Hand, Cogan Grass	3	\$500.01	\$0.00
16 21N 4E	1	1	Technical, Establish, Cruise, Hand, Inventory	180	\$2,700.90	\$0.00
16 21N 4E	1	1	Harvest, Mechanical, Final, Machine, Loblolly	180	\$3,600.00	\$72,360.00
16 21N 4E	5	8	Technical, Establish, Cruise, Hand, Inventory	64	\$1,276.20	\$0.00
16 21N 4E	5	8	Harvest, Mechanical, Final, Machine, Loblolly	64	\$1,914.30	\$70,127.19
16 21N 4E	5	22	Technical, Establish, Cruise, Hand, Inventory	6	\$116.80	\$0.00
16 21N 4E	5	22	Harvest, Mechanical, Final, Machine, Loblolly	6	\$180.00	\$6,594.00
16 21N 5E	2	1	Harvest, Mechanical, Thin, Machine, Loblolly	27	\$540.20	\$7,562.80
16 21N 5E	2	2	Harvest, Mechanical, Thin, Machine, Loblolly	3	\$65.80	\$921.20

STR	Strata	Stand	Activity	Acre	Est. Cost	Est. Revenue
16 21N 5E	2	8	Harvest, Mechanical, Thin, Machine, Loblolly	43	\$860.00	\$12,040.00
16 21N 5E	2	13	Harvest, Mechanical, Thin, Machine, Loblolly	76	\$1,520.00	\$21,280.00
16 21N 5E	2	18	Harvest, Mechanical, Thin, Machine, Loblolly	1	\$24.40	\$341.60
16 21N 5E	3	14	Harvest, Mechanical, Thin, Machine, Loblolly	51	\$1,530.00	\$42,891.00
16 21N 5E	5	15	Harvest, Mechanical, Thin, Machine, Loblolly	14	\$420.00	\$11,774.00
16 21N 7E	6	7	Harvest, Mechanical, Final, Machine, Loblolly	69	\$2,415.00	\$85,422.00
16 22N 3E	1	14	Harvest, Mechanical, Shelter Wood, Machine, Misc Pine	76	\$2,736.00	\$50,540.00
16 22N 3E	1	17	Harvest, Mechanical, Shelter Wood, Machine, Misc Pine	81	\$2,835.00	\$53,865.00
16 22N 3E	1	29	Harvest, Mechanical, Shelter Wood, Machine, Misc Pine	7	\$245.00	\$4,655.00
16 22N 3E	2	5	Vegetation Control, Chemical, MRVM (Mid Rotation Vegetative Mgmt), Machine, Woc	19	\$1,488.80	\$0.00
16 22N 3E	2	7	Vegetation Control, Chemical, MRVM (Mid Rotation Vegetative Mgmt), Machine, Woc	31	\$2,500.80	\$0.00
16 22N 3E	2	10	Vegetation Control, Chemical, MRVM (Mid Rotation Vegetative Mgmt), Machine, Woc	31	\$2,511.20	\$0.00
16 22N 3E	2	12	Vegetation Control, Chemical, MRVM (Mid Rotation Vegetative Mgmt), Machine, Woc	4	\$320.00	\$0.00
16 22N 3E	2	18	Vegetation Control, Chemical, MRVM (Mid Rotation Vegetative Mgmt), Machine, Woc	9	\$708.00	\$0.00
16 22N 3E	2	20	Vegetation Control, Chemical, MRVM (Mid Rotation Vegetative Mgmt), Machine, Woc	18	\$1,428.80	\$0.00
16 22N 4E	2	1	Harvest, Mechanical, Thin, Machine, Loblolly	242	\$6,050.00	\$90,750.00
16 22N 4E	2	2	Harvest, Mechanical, Thin, Machine, Loblolly	12	\$360.00	\$4,500.00
16 22N 4E	2	15	Harvest, Mechanical, Thin, Machine, Loblolly	7	\$183.75	\$2,756.25
16 22N 5E	1	7	Fire Protection, Other, Burn, Hand, Fuel Reduction	23	\$680.40	\$0.00
16 22N 5E	1	8	Fire Protection, Other, Burn, Hand, Fuel Reduction	4	\$105.00	\$0.00
16 22N 5E	1	13	Fire Protection, Other, Burn, Hand, Fuel Reduction	106	\$3,177.30	\$0.00
16 22N 5E	1	14	Fire Protection, Other, Burn, Hand, Fuel Reduction	6	\$180.00	\$0.00
16 22N 5E	1	15	Fire Protection, Other, Burn, Hand, Fuel Reduction	4	\$129.30	\$0.00

STR	Strata	Stand	Activity	Acre	Est. Cost	Est. Revenue	
16 22N 5E	1	16	Fire Protection, Other, Burn, Hand, Fuel Reduction	9	\$275.10	\$0.00	
16 22N 5E	1	17	Fire Protection, Other, Burn, Hand, Fuel Reduction	2	\$59.10	\$0.00	
16 22N 5E	1	18	Fire Protection, Other, Burn, Hand, Fuel Reduction	3	\$99.30	\$0.00	
16 23N 4E	1	2	Fire Protection, Other, Burn, Hand, Fuel Reduction	165	\$4,961.70	\$0.00	
16 23N 4E	1	3	Fire Protection, Other, Burn, Hand, Fuel Reduction	32	\$946.50	\$0.00	
16 23N 4E	2	14	Fire Protection, Other, Burn, Hand, Fuel Reduction	39	\$1,365.00	\$0.00	
16 23N 4E	2	15	Fire Protection, Other, Burn, Hand, Fuel Reduction	75	\$2,622.20	\$0.00	
16 23N 4E	5	16	Fire Protection, Other, Burn, Hand, Fuel Reduction	2	\$60.00	\$0.00	
16 23N 4E	5	17	Fire Protection, Other, Burn, Hand, Fuel Reduction	10	\$314.40	\$0.00	
16 23N 4E	5	19	Fire Protection, Other, Burn, Hand, Fuel Reduction	16	\$493.50	\$0.00	
16 23N 4E	5	23	Fire Protection, Other, Burn, Hand, Fuel Reduction	3	\$102.90	\$0.00	
16 23N 4E	5	24	Fire Protection, Other, Burn, Hand, Fuel Reduction	4	\$114.90	\$0.00	
16 23N 4E	5	25	Fire Protection, Other, Burn, Hand, Fuel Reduction	5	\$156.00	\$0.00	
16 23N 4E	5	29	Fire Protection, Other, Burn, Hand, Fuel Reduction	8	\$225.90	\$0.00	
				<b>Yearly Totals</b>	<b>1.918</b>	<b>\$56,639.46</b>	<b>\$592,665.04</b>

## 2013

16 21N 3E	1	10	Site Preparation, Other, Burn, Hand, Combination	205	\$5,125.00	\$0.00
16 21N 3E	1	10	Regeneration, Artificial, Plant, Hand, Loblolly	205	\$17,425.00	\$0.00
16 21N 3E	1	10	Site Preparation, Chemical, Broadcast, Aerial, Combination	205	\$20,500.00	\$0.00
16 21N 5E	1	7	Harvest, Mechanical, Thin, Machine, Loblolly	249	\$8,715.00	\$115,785.00
16 21N 5E	6	17	Fire Protection, Other, Burn, Hand, Fuel Reduction	12	\$294.75	\$0.00
16 21N 5E	6	19	Fire Protection, Other, Burn, Hand, Fuel Reduction	43	\$1,075.00	\$0.00
16 21N 5E	6	20	Fire Protection, Other, Burn, Hand, Fuel Reduction	13	\$331.75	\$0.00

STR	Strata	Stand	Activity	Acre	Est. Cost	Est. Revenue
16 21N 7E	3	6	Fire Protection, Other, Burn, Hand, Fuel Reduction	6	\$143.25	\$0.00
16 21N 7E	3	8	Fire Protection, Other, Burn, Hand, Fuel Reduction	103	\$2,575.00	\$0.00
16 22N 2E	1	8	Harvest, Mechanical, Final, Machine, Cherrybark Oak	104	\$3,640.00	\$104,000.00
16 22N 5E	4	3	Vegetation Control, Chemical, MRVM (Mid Rotation Vegetative Mgmt), Machine, Woc	23	\$1,840.00	\$0.00
16 22N 7E	1	13	Harvest, Mechanical, 1st Thin, Machine, Loblolly	233	\$8,155.00	\$29,125.00
16 22N 7E	3	20	Regeneration, Artificial, Plant, Hand, Loblolly	105	\$10,500.00	\$0.00
16 22N 7E	3	20	Site Preparation, Other, Burn, Hand, Cut-Over	105	\$2,625.00	\$0.00
16 22N 7E	3	20	Site Preparation, Chemical, Broadcast, Aerial, Combination	105	\$10,500.00	\$0.00
16 22N 7E	7	3	Harvest, Mechanical, Thin, Machine, Loblolly	30	\$1,050.00	\$16,950.00
16 23N 6E	1	2	Fire Protection, Other, Burn, Hand, Fuel Reduction	37	\$923.75	\$0.00
16 23N 6E	1	6	Fire Protection, Other, Burn, Hand, Fuel Reduction	8	\$200.00	\$0.00
16 23N 6E	1	7	Fire Protection, Other, Burn, Hand, Fuel Reduction	7	\$169.50	\$0.00
16 23N 6E	1	9	Fire Protection, Other, Burn, Hand, Fuel Reduction	194	\$4,845.50	\$0.00

<b>Yearly Totals</b>				<b>1.991</b>	<b>\$100,633.50</b>	<b>\$265,860.00</b>
----------------------	--	--	--	--------------	---------------------	---------------------

## 2014

16 21N 3E	4	5	Harvest, Mechanical, Thin, Machine, Loblolly	72	\$2,520.00	\$7,200.00
16 21N 3E	4	15	Harvest, Mechanical, Thin, Machine, Loblolly	9	\$315.00	\$900.00
16 21N 4E	1	1	Site Preparation, Other, Burn, Hand, Cut-Over	180	\$4,501.50	\$0.00
16 21N 4E	1	1	Site Preparation, Chemical, Broadcast, Aerial, Combination	180	\$18,006.00	\$0.00
16 21N 4E	1	1	Regeneration, Artificial, Plant, Hand, Loblolly	180	\$18,006.00	\$0.00
16 21N 4E	2	9	Fire Protection, Other, Burn, Hand, Fuel Reduction	104	\$2,592.50	\$0.00
16 21N 4E	2	11	Fire Protection, Other, Burn, Hand, Fuel Reduction	42	\$1,058.25	\$0.00
16 21N 4E	5	8	Regeneration, Artificial, Plant, Hand, Loblolly	64	\$6,381.00	\$0.00

STR	Strata	Stand	Activity	Acre	Est. Cost	Est. Revenue
16 21N 4E	5	8	Site Preparation, Chemical, Broadcast, Aerial, Combination	64	\$6,381.00	\$0.00
16 21N 4E	5	8	Site Preparation, Other, Burn, Hand, Cut-Over	64	\$1,595.25	\$0.00
16 21N 4E	5	22	Site Preparation, Other, Burn, Hand, Cut-Over	6	\$146.00	\$0.00
16 21N 4E	5	22	Regeneration, Artificial, Plant, Hand, Loblolly	6	\$584.00	\$0.00
16 21N 4E	5	22	Site Preparation, Chemical, Broadcast, Aerial, Combination	6	\$584.00	\$0.00
16 21N 4E	6	20	Fire Protection, Other, Burn, Hand, Fuel Reduction	73	\$1,825.00	\$0.00
16 21N 7E	6	7	Regeneration, Artificial, Plant, Hand, Loblolly	69	\$5,878.60	\$0.00
16 21N 7E	6	7	Site Preparation, Chemical, Broadcast, Aerial, Combination	69	\$8,299.20	\$0.00
16 21N 7E	6	7	Site Preparation, Other, Burn, Hand, Cut-Over	69	\$1,729.00	\$0.00
16 22N 3E	1	14	Site Preparation, Chemical, Inject, Hand, Woody	76	\$6,460.00	\$0.00
16 22N 3E	1	17	Site Preparation, Chemical, Inject, Hand, Woody	81	\$6,885.00	\$0.00
16 22N 3E	1	29	Site Preparation, Chemical, Inject, Hand, Woody	7	\$595.00	\$0.00
16 22N 3E	3	4	Harvest, Mechanical, 1st Thin, Machine, Loblolly	4	\$122.50	\$770.00
16 22N 3E	3	6	Harvest, Mechanical, 1st Thin, Machine, Loblolly	26	\$908.25	\$5,709.00
16 22N 3E	3	8	Harvest, Mechanical, 1st Thin, Machine, Loblolly	1	\$37.10	\$233.20
16 22N 3E	3	9	Harvest, Mechanical, 1st Thin, Machine, Loblolly	4	\$133.00	\$836.00
16 22N 3E	3	11	Harvest, Mechanical, 1st Thin, Machine, Loblolly	7	\$235.20	\$1,478.40
16 22N 3E	3	15	Harvest, Mechanical, 1st Thin, Machine, Loblolly	1	\$35.00	\$220.00
16 22N 4E	1	3	Harvest, Mechanical, Thin, Machine, Loblolly	9	\$322.00	\$3,450.00
16 22N 4E	1	4	Harvest, Mechanical, Thin, Machine, Loblolly	82	\$2,870.00	\$30,750.00
16 22N 4E	1	7	Harvest, Mechanical, Thin, Machine, Loblolly	7	\$244.30	\$2,617.50
16 22N 4E	1	8	Harvest, Mechanical, Thin, Machine, Loblolly	27	\$939.40	\$10,065.00
16 22N 4E	1	10	Harvest, Mechanical, Thin, Machine, Loblolly	7	\$254.45	\$2,726.25

STR	Strata	Stand	Activity	Acre	Est. Cost	Est. Revenue
16 22N 4E	1	13	Harvest, Mechanical, Thin, Machine, Loblolly	102	\$3,552.50	\$38,062.50
16 22N 4E	1	17	Harvest, Mechanical, Thin, Machine, Loblolly	3	\$111.30	\$1,192.50
16 22N 4E	1	22	Harvest, Mechanical, Thin, Machine, Loblolly	17	\$595.00	\$6,375.00
16 22N 4E	1	23	Harvest, Mechanical, Thin, Machine, Loblolly	14	\$502.60	\$5,385.00
16 22N 5E	1	7	Harvest, Mechanical, Thin, Machine, Loblolly	23	\$793.80	\$15,649.20
16 22N 5E	1	8	Harvest, Mechanical, Thin, Machine, Loblolly	4	\$122.50	\$2,415.00
16 22N 5E	1	13	Harvest, Mechanical, Thin, Machine, Loblolly	106	\$3,706.85	\$73,077.90
16 22N 5E	1	14	Harvest, Mechanical, Thin, Machine, Loblolly	6	\$210.00	\$4,140.00
16 22N 5E	1	15	Harvest, Mechanical, Thin, Machine, Loblolly	4	\$150.85	\$2,973.90
16 22N 5E	1	16	Harvest, Mechanical, Thin, Machine, Loblolly	9	\$320.95	\$6,327.30
16 22N 5E	1	17	Harvest, Mechanical, Thin, Machine, Loblolly	2	\$68.95	\$1,359.30
16 22N 5E	1	18	Harvest, Mechanical, Thin, Machine, Loblolly	3	\$115.85	\$2,283.90
16 22N 5E	4	3	Harvest, Mechanical, Thin, Machine, Loblolly	23	\$805.00	\$11,960.00
16 22N 6E	2	1	Fire Protection, Other, Burn, Hand, Fuel Reduction	133	\$3,316.25	\$0.00
16 22N 6E	2	2	Fire Protection, Other, Burn, Hand, Fuel Reduction	12	\$310.25	\$0.00
16 22N 6E	2	8	Fire Protection, Other, Burn, Hand, Fuel Reduction	19	\$477.25	\$0.00
16 22N 7E	4	12	Harvest, Mechanical, Final, Machine, Cherrybark Oak	66	\$2,310.00	\$93,060.00
16 22N 7E	5	18	Harvest, Mechanical, Final, Machine, Loblolly	53	\$1,855.00	\$54,007.00
16 23N 4E	3	1	Fire Protection, Other, Burn, Hand, Fuel Reduction	25	\$623.00	\$0.00
16 23N 4E	3	4	Fire Protection, Other, Burn, Hand, Fuel Reduction	3	\$77.00	\$0.00
16 23N 4E	3	5	Fire Protection, Other, Burn, Hand, Fuel Reduction	28	\$711.00	\$0.00
16 23N 4E	3	10	Fire Protection, Other, Burn, Hand, Fuel Reduction	20	\$491.75	\$0.00
16 23N 4E	3	18	Fire Protection, Other, Burn, Hand, Fuel Reduction	25	\$628.00	\$0.00

STR	Strata	Stand	Activity	Acre	Est. Cost	Est. Revenue
16 23N 4E	6	12	Site Preparation, Chemical, Broadcast, Aerial, Combination	53	\$5,317.00	\$0.00
16 23N 4E	6	12	Site Preparation, Other, Burn, Hand, Cut-Over	53	\$1,329.25	\$0.00
16 23N 4E	6	12	Regeneration, Artificial, Plant, Hand, Loblolly	53	\$4,519.45	\$0.00
16 23N 4E	6	26	Site Preparation, Chemical, Broadcast, Aerial, Combination	5	\$519.00	\$0.00
16 23N 4E	6	26	Site Preparation, Other, Burn, Hand, Cut-Over	5	\$129.75	\$0.00
16 23N 4E	6	26	Regeneration, Artificial, Plant, Hand, Loblolly	5	\$441.15	\$0.00
16 23N 4E	6	27	Regeneration, Artificial, Plant, Hand, Loblolly	12	\$1,033.60	\$0.00
16 23N 4E	6	27	Site Preparation, Other, Burn, Hand, Cut-Over	12	\$304.00	\$0.00
16 23N 4E	6	27	Site Preparation, Chemical, Broadcast, Aerial, Combination	12	\$1,216.00	\$0.00
16 23N 4E	6	28	Site Preparation, Other, Burn, Hand, Cut-Over	9	\$233.25	\$0.00
16 23N 4E	6	28	Regeneration, Artificial, Plant, Hand, Loblolly	9	\$793.05	\$0.00
16 23N 4E	6	28	Site Preparation, Chemical, Broadcast, Aerial, Combination	9	\$933.00	\$0.00

Yearly Totals

2.535

\$139,067.65

\$385,223.85

**2015**

16 21N 3E	3	2	Harvest, Mechanical, Final, Machine, Loblolly	60	\$2,100.00	\$84,540.00
16 21N 3E	3	14	Harvest, Mechanical, Final, Machine, Loblolly	82	\$2,870.00	\$115,538.00
16 21N 4E	2	9	Harvest, Mechanical, Thin, Machine, Loblolly	104	\$3,640.00	\$73,736.00
16 21N 4E	2	11	Harvest, Mechanical, Thin, Machine, Loblolly	42	\$1,481.55	\$30,011.97
16 21N 5E	2	1	Fire Protection, Other, Burn, Hand, Fuel Reduction	27	\$675.25	\$0.00
16 21N 5E	2	2	Fire Protection, Other, Burn, Hand, Fuel Reduction	3	\$82.25	\$0.00
16 21N 5E	2	8	Fire Protection, Other, Burn, Hand, Fuel Reduction	43	\$1,075.00	\$0.00
16 21N 5E	2	13	Fire Protection, Other, Burn, Hand, Fuel Reduction	76	\$1,900.00	\$0.00
16 21N 5E	2	18	Fire Protection, Other, Burn, Hand, Fuel Reduction	1	\$30.50	\$0.00

STR	Strata	Stand	Activity	Acre	Est. Cost	Est. Revenue
16 21N 5E	3	14	Fire Protection, Other, Burn, Hand, Fuel Reduction	51	\$1,275.00	\$0.00
16 21N 5E	5	15	Fire Protection, Other, Burn, Hand, Fuel Reduction	14	\$350.00	\$0.00
16 21N 7E	4	3	Wildlife Management, Other, Burn, Hand, Habitat Improvement	6	\$150.00	\$0.00
16 21N 7E	4	9	Wildlife Management, Other, Burn, Hand, Habitat Improvement	20	\$505.75	\$0.00
16 21N 7E	4	10	Wildlife Management, Other, Burn, Hand, Habitat Improvement	3	\$65.75	\$0.00
16 21N 7E	4	13	Wildlife Management, Other, Burn, Hand, Habitat Improvement	1	\$27.00	\$0.00
16 21N 7E	4	16	Wildlife Management, Other, Burn, Hand, Habitat Improvement	3	\$85.75	\$0.00
16 21N 7E	4	19	Wildlife Management, Other, Burn, Hand, Habitat Improvement	7	\$171.75	\$0.00
16 21N 7E	4	20	Wildlife Management, Other, Burn, Hand, Habitat Improvement	8	\$194.50	\$0.00
16 21N 7E	4	22	Wildlife Management, Other, Burn, Hand, Habitat Improvement	1	\$35.50	\$0.00
16 21N 7E	4	25	Wildlife Management, Other, Burn, Hand, Habitat Improvement	2	\$61.00	\$0.00
16 21N 7E	4	26	Wildlife Management, Other, Burn, Hand, Habitat Improvement	1	\$15.50	\$0.00
16 21N 7E	4	27	Wildlife Management, Other, Burn, Hand, Habitat Improvement	1	\$18.25	\$0.00
16 21N 7E	4	32	Wildlife Management, Other, Burn, Hand, Habitat Improvement	9	\$230.75	\$0.00
16 21N 7E	4	35	Wildlife Management, Other, Burn, Hand, Habitat Improvement	1	\$22.75	\$0.00
16 21N 7E	4	39	Wildlife Management, Other, Burn, Hand, Habitat Improvement	1	\$14.50	\$0.00
16 21N 7E	4	41	Wildlife Management, Other, Burn, Hand, Habitat Improvement	1	\$17.25	\$0.00
16 21N 7E	7	23	Wildlife Management, Other, Burn, Hand, Habitat Improvement	3	\$86.00	\$0.00
16 21N 7E	7	24	Wildlife Management, Other, Burn, Hand, Habitat Improvement	1	\$17.75	\$0.00
16 21N 7E	7	28	Wildlife Management, Other, Burn, Hand, Habitat Improvement	1	\$19.00	\$0.00
16 21N 7E	7	29	Wildlife Management, Other, Burn, Hand, Habitat Improvement	7	\$179.00	\$0.00
16 21N 7E	7	31	Wildlife Management, Other, Burn, Hand, Habitat Improvement	2	\$58.25	\$0.00
16 21N 7E	7	38	Wildlife Management, Other, Burn, Hand, Habitat Improvement	5	\$137.00	\$0.00



STR	Strata	Stand	Activity	Acre	Est. Cost	Est. Revenue
16 21N 7E	7	40	Wildlife Management, Other, Burn, Hand, Habitat Improvement	3	\$73.00	\$0.00
16 22N 2E	1	8	Site Preparation, Chemical, Inject, Hand, Woody	104	\$12,480.00	\$0.00
16 22N 4E	2	1	Fire Protection, Other, Burn, Hand, Fuel Reduction	242	\$6,047.00	\$0.00
16 22N 4E	2	2	Fire Protection, Other, Burn, Hand, Fuel Reduction	12	\$300.00	\$0.00
16 22N 4E	2	15	Fire Protection, Other, Burn, Hand, Fuel Reduction	7	\$183.75	\$0.00
16 22N 5E	3	1	Vegetation Control, Chemical, MRVM (Mid Rotation Vegetative Mgmt), Machine, Woc	1	\$80.00	\$0.00
16 22N 5E	3	5	Vegetation Control, Chemical, MRVM (Mid Rotation Vegetative Mgmt), Machine, Woc	29	\$2,312.00	\$0.00
16 22N 7E	2	4	Harvest, Mechanical, 1st Thin, Machine, Loblolly	16	\$572.95	\$2,046.25
16 22N 7E	2	5	Harvest, Mechanical, 1st Thin, Machine, Loblolly	40	\$1,407.00	\$5,025.00
16 22N 7E	2	8	Harvest, Mechanical, 1st Thin, Machine, Loblolly	1	\$25.20	\$90.00
16 22N 7E	2	15	Harvest, Mechanical, 1st Thin, Machine, Loblolly	9	\$315.00	\$1,125.00
16 22N 7E	2	17	Harvest, Mechanical, 1st Thin, Machine, Loblolly	4	\$153.30	\$547.50
16 22N 7E	2	19	Harvest, Mechanical, 1st Thin, Machine, Loblolly	45	\$1,574.30	\$5,622.50
16 23N 4E	2	14	Harvest, Mechanical, Thin, Machine, Loblolly	39	\$1,382.15	\$25,273.60
16 23N 4E	2	15	Harvest, Mechanical, Thin, Machine, Loblolly	75	\$2,625.00	\$48,000.00
16 23N 4E	5	16	Wildlife Management, Other, Burn, Hand, Habitat Improvement	2	\$50.00	\$0.00
16 23N 4E	5	17	Wildlife Management, Other, Burn, Hand, Habitat Improvement	10	\$262.00	\$0.00
16 23N 4E	5	19	Wildlife Management, Other, Burn, Hand, Habitat Improvement	16	\$411.25	\$0.00
16 23N 4E	5	23	Wildlife Management, Other, Burn, Hand, Habitat Improvement	3	\$85.75	\$0.00
16 23N 4E	5	24	Wildlife Management, Other, Burn, Hand, Habitat Improvement	4	\$95.75	\$0.00
16 23N 4E	5	25	Wildlife Management, Other, Burn, Hand, Habitat Improvement	5	\$130.00	\$0.00
16 23N 4E	5	29	Wildlife Management, Other, Burn, Hand, Habitat Improvement	8	\$188.25	\$0.00
16 23N 6E	2	1	Harvest, Mechanical, 1st Thin, Machine, Loblolly	182	\$6,370.00	\$22,750.00

STR	Strata	Stand	Activity	Acre	Est. Cost	Est. Revenue
16 23N 6E	2	14	Harvest, Mechanical, 1st Thin, Machine, Loblolly	15	\$518.35	\$1,851.25
16 23N 6E	2	16	Harvest, Mechanical, 1st Thin, Machine, Loblolly	4	\$133.35	\$476.25
16 23N 7E	1	1	Wildlife Management, Other, Burn, Hand, Habitat Improvement	33	\$828.00	\$0.00
16 23N 7E	1	6	Wildlife Management, Other, Burn, Hand, Habitat Improvement	155	\$3,875.00	\$0.00
16 23N 7E	1	7	Wildlife Management, Other, Burn, Hand, Habitat Improvement	1	\$18.00	\$0.00
16 23N 7E	1	8	Wildlife Management, Other, Burn, Hand, Habitat Improvement	6	\$152.75	\$0.00
16 23N 7E	5	11	Wildlife Management, Other, Burn, Hand, Habitat Improvement	66	\$1,650.00	\$0.00

Yearly Totals                      1.727                      \$61,891.65                      \$416,633.32

## 2016

16 21N 2E	1	3	Harvest, Mechanical, Thin, Machine, Misc Red Oak	90	\$3,150.00	\$7,200.00
16 21N 3E	4	5	Fire Protection, Other, Burn, Hand, Fuel Reduction	72	\$1,806.75	\$0.00
16 21N 3E	4	15	Fire Protection, Other, Burn, Hand, Fuel Reduction	9	\$221.00	\$0.00
16 21N 4E	3	2	Harvest, Mechanical, Thin, Machine, Loblolly	107	\$3,745.00	\$65,912.00
16 21N 5E	1	7	Fire Protection, Other, Burn, Hand, Fuel Reduction	249	\$6,220.25	\$0.00
16 21N 7E	3	6	Harvest, Mechanical, 2nd Thin, Machine, Loblolly	6	\$210.00	\$4,170.00
16 21N 7E	3	8	Harvest, Mechanical, Thin, Machine, Loblolly	103	\$3,605.00	\$71,585.00
16 22N 2E	1	9	Harvest, Mechanical, Final, Machine, Cherrybark Oak	103	\$3,605.00	\$103,000.00
16 22N 2E	2	18	Site Preparation, Chemical, Inject, Hand, Woody	100	\$10,000.00	\$0.00
16 22N 3E	3	4	Fire Protection, Other, Burn, Hand, Fuel Reduction	4	\$87.50	\$0.00
16 22N 3E	3	4	Fire Protection, Other, Burn, Hand, Fuel Reduction	4	\$87.50	\$0.00
16 22N 3E	3	6	Fire Protection, Other, Burn, Hand, Fuel Reduction	26	\$648.75	\$0.00
16 22N 3E	3	8	Fire Protection, Other, Burn, Hand, Fuel Reduction	1	\$26.50	\$0.00
16 22N 3E	3	9	Fire Protection, Other, Burn, Hand, Fuel Reduction	4	\$95.00	\$0.00

STR	Strata	Stand	Activity	Acre	Est. Cost	Est. Revenue
16 22N 3E	3	9	Fire Protection, Other, Burn, Hand, Fuel Reduction	4	\$95.00	\$0.00
16 22N 3E	3	11	Fire Protection, Other, Burn, Hand, Fuel Reduction	7	\$175.00	\$0.00
16 22N 3E	3	15	Fire Protection, Other, Burn, Hand, Fuel Reduction	1	\$27.00	\$0.00
16 22N 3E	3	15	Fire Protection, Other, Burn, Hand, Fuel Reduction	1	\$27.00	\$0.00
16 22N 6E	1	3	Harvest, Mechanical, 1st Thin, Machine, Loblolly	42	\$1,470.00	\$11,298.00
16 22N 6E	1	7	Harvest, Mechanical, 1st Thin, Machine, Loblolly	308	\$10,777.90	\$82,835.86
16 22N 7E	1	13	Fire Protection, Other, Burn, Hand, Fuel Reduction	233	\$5,825.00	\$0.00
16 22N 7E	4	12	Regeneration, Artificial, Plant, Hand, Cherrybark Oak	66	\$5,630.40	\$0.00
16 22N 7E	4	12	Site Preparation, Other, Burn, Hand, Cut-Over	66	\$1,650.00	\$0.00
16 22N 7E	4	12	Site Preparation, Chemical, Broadcast, Aerial, Combination	66	\$7,948.80	\$0.00
16 22N 7E	5	18	Regeneration, Artificial, Plant, Hand, Loblolly	53	\$4,505.00	\$0.00
16 22N 7E	5	18	Site Preparation, Other, Burn, Hand, Cut-Over	53	\$1,325.00	\$0.00
16 22N 7E	5	18	Site Preparation, Chemical, Broadcast, Aerial, Combination	53	\$6,360.00	\$0.00
16 22N 7E	7	3	Fire Protection, Other, Burn, Hand, Fuel Reduction	30	\$750.00	\$0.00
16 23N 4E	1	2	Harvest, Mechanical, Thin, Machine, Loblolly	165	\$5,775.00	\$115,995.00
16 23N 4E	1	3	Harvest, Mechanical, Thin, Machine, Loblolly	32	\$1,104.25	\$22,179.65
16 23N 5E	1	4	Harvest, Mechanical, 1st Thin, Machine, Loblolly	130	\$4,540.90	\$16,217.50
16 23N 5E	1	6	Harvest, Mechanical, 1st Thin, Machine, Loblolly	8	\$280.00	\$1,000.00
16 23N 6E	1	2	Wildlife Management, Other, Burn, Hand, Habitat Improvement	37	\$923.75	\$0.00
16 23N 6E	1	6	Wildlife Management, Other, Burn, Hand, Habitat Improvement	8	\$200.00	\$0.00
16 23N 6E	1	7	Wildlife Management, Other, Burn, Hand, Habitat Improvement	7	\$169.50	\$0.00
16 23N 6E	1	9	Wildlife Management, Other, Burn, Hand, Habitat Improvement	194	\$4,845.50	\$0.00
Yearly Totals				2,440	\$97,913.25	\$501,393.01

STR	Strata	Stand	Activity	Acre	Est. Cost	Est. Revenue
<b>2017</b>						
16 21N 7E	1	4	Harvest, Mechanical, Thin, Machine, Loblolly	114	\$3,990.00	\$11,400.00
16 21N 7E	1	14	Harvest, Mechanical, Thin, Machine, Loblolly	28	\$983.85	\$2,811.00
16 21N 7E	1	34	Harvest, Mechanical, Thin, Machine, Loblolly	28	\$997.15	\$2,849.00
16 21N 7E	1	36	Harvest, Mechanical, Thin, Machine, Loblolly	1	\$19.60	\$56.00
16 21N 7E	4	3	Harvest, Mechanical, Thin, Machine, Loblolly	6	\$225.75	\$3,902.25
16 21N 7E	4	9	Harvest, Mechanical, Thin, Machine, Loblolly	20	\$700.00	\$12,100.00
16 21N 7E	4	10	Harvest, Mechanical, Thin, Machine, Loblolly	3	\$92.05	\$1,591.15
16 21N 7E	4	13	Harvest, Mechanical, Thin, Machine, Loblolly	1	\$37.80	\$653.40
16 21N 7E	4	16	Harvest, Mechanical, Thin, Machine, Loblolly	3	\$120.05	\$2,075.15
16 21N 7E	4	19	Harvest, Mechanical, Thin, Machine, Loblolly	7	\$240.45	\$4,156.35
16 21N 7E	4	20	Harvest, Mechanical, Thin, Machine, Loblolly	8	\$272.30	\$4,706.90
16 21N 7E	4	22	Harvest, Mechanical, Thin, Machine, Loblolly	1	\$49.70	\$859.10
16 21N 7E	4	25	Harvest, Mechanical, Thin, Machine, Loblolly	2	\$85.40	\$1,476.20
16 21N 7E	4	26	Harvest, Mechanical, Thin, Machine, Loblolly	1	\$21.70	\$375.10
16 21N 7E	4	27	Harvest, Mechanical, Thin, Machine, Loblolly	1	\$25.55	\$441.65
16 21N 7E	4	32	Harvest, Mechanical, Thin, Machine, Loblolly	9	\$323.05	\$5,584.15
16 21N 7E	4	35	Harvest, Mechanical, Thin, Machine, Loblolly	1	\$31.85	\$550.55
16 21N 7E	4	39	Harvest, Mechanical, Thin, Machine, Loblolly	1	\$20.30	\$350.90
16 21N 7E	4	41	Harvest, Mechanical, Thin, Machine, Loblolly	1	\$24.15	\$417.45
16 21N 7E	7	23	Harvest, Mechanical, Final, Machine, Loblolly	3	\$120.40	\$2,769.20
16 21N 7E	7	24	Harvest, Mechanical, Final, Machine, Loblolly	1	\$24.85	\$571.55
16 21N 7E	7	28	Harvest, Mechanical, Final, Machine, Loblolly	1	\$26.60	\$611.80

STR	Strata	Stand	Activity	Acre	Est. Cost	Est. Revenue
16 21N 7E	7	29	Harvest, Mechanical, Final, Machine, Loblolly	7	\$250.60	\$5,763.80
16 21N 7E	7	31	Harvest, Mechanical, Final, Machine, Loblolly	2	\$81.55	\$1,875.65
16 21N 7E	7	38	Harvest, Mechanical, Final, Machine, Loblolly	5	\$175.00	\$4,025.00
16 21N 7E	7	40	Harvest, Mechanical, Final, Machine, Loblolly	3	\$102.20	\$2,350.60
16 22N 2E	2	18	Harvest, Mechanical, Shelter Wood, Machine, Misc Pine	100	\$3,500.00	\$64,400.00
16 22N 4E	1	3	Fire Protection, Other, Burn, Hand, Fuel Reduction	9	\$230.00	\$0.00
16 22N 4E	1	4	Fire Protection, Other, Burn, Hand, Fuel Reduction	82	\$2,038.75	\$0.00
16 22N 4E	1	7	Fire Protection, Other, Burn, Hand, Fuel Reduction	7	\$174.50	\$0.00
16 22N 4E	1	8	Fire Protection, Other, Burn, Hand, Fuel Reduction	27	\$671.00	\$0.00
16 22N 4E	1	10	Fire Protection, Other, Burn, Hand, Fuel Reduction	7	\$181.75	\$0.00
16 22N 4E	1	13	Fire Protection, Other, Burn, Hand, Fuel Reduction	102	\$2,537.50	\$0.00
16 22N 4E	1	17	Fire Protection, Other, Burn, Hand, Fuel Reduction	3	\$79.50	\$0.00
16 22N 4E	1	22	Fire Protection, Other, Burn, Hand, Fuel Reduction	17	\$425.00	\$0.00
16 22N 4E	1	23	Fire Protection, Other, Burn, Hand, Fuel Reduction	14	\$350.00	\$0.00
16 22N 5E	1	7	Fire Protection, Other, Burn, Hand, Fuel Reduction	23	\$567.00	\$0.00
16 22N 5E	1	8	Fire Protection, Other, Burn, Hand, Fuel Reduction	4	\$87.50	\$0.00
16 22N 5E	1	13	Fire Protection, Other, Burn, Hand, Fuel Reduction	106	\$2,647.75	\$0.00
16 22N 5E	1	14	Fire Protection, Other, Burn, Hand, Fuel Reduction	6	\$144.25	\$0.00
16 22N 5E	1	15	Fire Protection, Other, Burn, Hand, Fuel Reduction	4	\$107.75	\$0.00
16 22N 5E	1	16	Fire Protection, Other, Burn, Hand, Fuel Reduction	9	\$229.25	\$0.00
16 22N 5E	1	17	Fire Protection, Other, Burn, Hand, Fuel Reduction	2	\$49.25	\$0.00
16 22N 5E	1	18	Fire Protection, Other, Burn, Hand, Fuel Reduction	3	\$82.75	\$0.00
16 22N 6E	2	1	Harvest, Mechanical, Final, Machine, Loblolly	133	\$4,655.00	\$134,596.00

STR	Strata	Stand	Activity	Acre	Est. Cost	Est. Revenue
16 22N 6E	2	2	Harvest, Mechanical, Final, Machine, Loblolly	12	\$434.35	\$12,558.92
16 22N 6E	2	8	Harvest, Mechanical, Final, Machine, Loblolly	19	\$668.15	\$19,319.08
16 23N 4E	3	1	Wildlife Management, Other, Burn, Hand, Habitat Improvement	25	\$625.00	\$0.00
16 23N 4E	3	4	Wildlife Management, Other, Burn, Hand, Habitat Improvement	3	\$77.00	\$0.00
16 23N 4E	3	5	Wildlife Management, Other, Burn, Hand, Habitat Improvement	28	\$711.00	\$0.00
16 23N 4E	3	10	Wildlife Management, Other, Burn, Hand, Habitat Improvement	20	\$491.75	\$0.00
16 23N 4E	3	18	Wildlife Management, Other, Burn, Hand, Habitat Improvement	25	\$628.00	\$0.00
16 23N 7E	1	1	Harvest, Mechanical, 2nd Thin, Machine, Loblolly	33	\$1,159.20	\$17,089.92
16 23N 7E	1	6	Harvest, Mechanical, 2nd Thin, Machine, Loblolly	155	\$5,425.00	\$79,980.00
16 23N 7E	1	7	Harvest, Mechanical, 2nd Thin, Machine, Loblolly	1	\$25.20	\$371.52
16 23N 7E	1	8	Harvest, Mechanical, 2nd Thin, Machine, Loblolly	6	\$213.85	\$3,152.76
16 23N 7E	3	5	Harvest, Mechanical, 1st Thin, Machine, Loblolly	136	\$4,760.00	\$17,000.00
16 23N 7E	5	11	Harvest, Mechanical, 2nd Thin, Machine, Loblolly	66	\$2,310.00	\$53,592.00

			<b>Yearly Totals</b>	<b>1.445</b>	<b>\$45,328.90</b>	<b>\$476,384.10</b>
--	--	--	----------------------	--------------	--------------------	---------------------

## 2018

16 21N 4E	2	9	Harvest, Mechanical, Final, Machine, Loblolly	104	\$3,640.00	\$108,680.00
16 21N 4E	2	11	Harvest, Mechanical, Final, Machine, Loblolly	42	\$1,481.55	\$44,234.85
16 21N 5E	3	14	Harvest, Mechanical, Final, Machine, Loblolly	51	\$1,785.00	\$51,867.00
16 21N 5E	5	15	Harvest, Mechanical, Final, Machine, Loblolly	14	\$490.00	\$14,238.00
16 21N 5E	6	17	Harvest, Mechanical, Thin, Machine, Loblolly	12	\$420.00	\$5,580.00
16 21N 5E	6	19	Harvest, Mechanical, Thin, Machine, Loblolly	43	\$1,498.35	\$19,906.65
16 21N 5E	6	20	Harvest, Mechanical, Thin, Machine, Loblolly	13	\$464.45	\$6,170.55
16 22N 2E	1	9	Site Preparation, Chemical, Inject, Hand, Woody	103	\$12,360.00	\$0.00

STR	Strata	Stand	Activity	Acre	Est. Cost	Est. Revenue
16 22N 3E	1	1	Site Preparation, Chemical, Inject, Hand, Woody	20	\$1,700.00	\$0.00
16 22N 3E	1	19	Site Preparation, Chemical, Inject, Hand, Woody	26	\$2,210.00	\$0.00
16 22N 3E	1	21	Site Preparation, Chemical, Inject, Hand, Woody	40	\$3,400.00	\$0.00
16 22N 3E	1	26	Site Preparation, Chemical, Inject, Hand, Woody	2	\$170.00	\$0.00
16 22N 4E	2	1	Wildlife Management, Other, Burn, Hand, Habitat Improvement	242	\$6,047.00	\$0.00
16 22N 4E	2	2	Wildlife Management, Other, Burn, Hand, Habitat Improvement	12	\$300.00	\$0.00
16 22N 4E	2	15	Wildlife Management, Other, Burn, Hand, Habitat Improvement	7	\$183.75	\$0.00
16 22N 5E	3	1	Harvest, Mechanical, 1st Thin, Machine, Loblolly	1	\$51.45	\$183.75
16 22N 5E	3	5	Harvest, Mechanical, 1st Thin, Machine, Loblolly	29	\$1,015.00	\$3,625.00
16 22N 7E	2	4	Fire Protection, Other, Burn, Hand, Fuel Reduction	16	\$400.00	\$0.00
16 22N 7E	2	5	Fire Protection, Other, Burn, Hand, Fuel Reduction	40	\$1,005.00	\$0.00
16 22N 7E	2	8	Fire Protection, Other, Burn, Hand, Fuel Reduction	1	\$18.00	\$0.00
16 22N 7E	2	15	Fire Protection, Other, Burn, Hand, Fuel Reduction	9	\$233.00	\$0.00
16 22N 7E	2	17	Fire Protection, Other, Burn, Hand, Fuel Reduction	4	\$109.50	\$0.00
16 22N 7E	2	19	Fire Protection, Other, Burn, Hand, Fuel Reduction	45	\$1,124.50	\$0.00
16 23N 6E	1	2	Harvest, Mechanical, 2nd Thin, Machine, Loblolly	37	\$1,293.25	\$20,137.75
16 23N 6E	1	6	Harvest, Mechanical, 2nd Thin, Machine, Loblolly	8	\$280.00	\$4,360.00
16 23N 6E	1	7	Harvest, Mechanical, 2nd Thin, Machine, Loblolly	7	\$237.30	\$3,695.10
16 23N 6E	1	9	Harvest, Mechanical, 2nd Thin, Machine, Loblolly	194	\$6,783.70	\$105,631.90
16 23N 6E	2	1	Fire Protection, Other, Burn, Hand, Fuel Reduction	182	\$4,550.00	\$0.00
16 23N 6E	2	14	Fire Protection, Other, Burn, Hand, Fuel Reduction	15	\$370.25	\$0.00
16 23N 6E	2	16	Fire Protection, Other, Burn, Hand, Fuel Reduction	4	\$95.25	\$0.00
Yearly Totals				1.324	\$53,716.30	\$388,310.55

STR	Strata	Stand	Activity	Acre	Est. Cost	Est. Revenue
<b>2019</b>						
16 21N 4E	3	2	Fire Protection, Other, Burn, Hand, Fuel Reduction	107	\$2,666.50	\$0.00
16 21N 5E	1	7	Wildlife Management, Other, Burn, Hand, Habitat Improvement	249	\$6,220.25	\$0.00
16 21N 7E	3	6	Fire Protection, Other, Burn, Hand, Fuel Reduction	6	\$143.25	\$0.00
16 21N 7E	3	8	Fire Protection, Other, Burn, Hand, Fuel Reduction	103	\$2,586.00	\$0.00
16 21N 7E	7	23	Regeneration, Artificial, Plant, Hand, Loblolly	3	\$344.00	\$0.00
16 21N 7E	7	23	Site Preparation, Chemical, Broadcast, Aerial, Combination	3	\$344.00	\$0.00
16 21N 7E	7	23	Site Preparation, Other, Burn, Hand, Cut-Over	3	\$86.00	\$0.00
16 21N 7E	7	24	Site Preparation, Other, Burn, Hand, Cut-Over	1	\$17.75	\$0.00
16 21N 7E	7	24	Site Preparation, Chemical, Broadcast, Aerial, Combination	1	\$71.00	\$0.00
16 21N 7E	7	24	Regeneration, Artificial, Plant, Hand, Loblolly	1	\$71.00	\$0.00
16 21N 7E	7	28	Regeneration, Artificial, Plant, Hand, Loblolly	1	\$76.00	\$0.00
16 21N 7E	7	28	Site Preparation, Other, Burn, Hand, Cut-Over	1	\$19.00	\$0.00
16 21N 7E	7	28	Site Preparation, Chemical, Broadcast, Aerial, Combination	1	\$76.00	\$0.00
16 21N 7E	7	29	Site Preparation, Chemical, Broadcast, Aerial, Combination	7	\$716.00	\$0.00
16 21N 7E	7	29	Regeneration, Artificial, Plant, Hand, Loblolly	7	\$716.00	\$0.00
16 21N 7E	7	29	Site Preparation, Other, Burn, Hand, Cut-Over	7	\$179.00	\$0.00
16 21N 7E	7	31	Site Preparation, Chemical, Broadcast, Aerial, Combination	2	\$233.00	\$0.00
16 21N 7E	7	31	Regeneration, Artificial, Plant, Hand, Loblolly	2	\$233.00	\$0.00
16 21N 7E	7	31	Site Preparation, Other, Burn, Hand, Cut-Over	2	\$58.25	\$0.00
16 21N 7E	7	38	Site Preparation, Chemical, Broadcast, Aerial, Combination	5	\$548.00	\$0.00
16 21N 7E	7	38	Regeneration, Artificial, Plant, Hand, Loblolly	5	\$548.00	\$0.00
16 21N 7E	7	38	Site Preparation, Other, Burn, Hand, Cut-Over	5	\$137.00	\$0.00



STR	Strata	Stand	Activity	Acre	Est. Cost	Est. Revenue
16 21N 7E	7	40	Site Preparation, Chemical, Broadcast, Aerial, Combination	3	\$300.00	\$0.00
16 21N 7E	7	40	Regeneration, Artificial, Plant, Hand, Loblolly	3	\$292.00	\$0.00
16 21N 7E	7	40	Site Preparation, Other, Burn, Hand, Cut-Over	3	\$73.00	\$0.00
16 22N 3E	1	1	Harvest, Mechanical, Shelter Wood, Machine, Misc Pine	20	\$700.00	\$13,300.00
16 22N 3E	1	19	Harvest, Mechanical, Shelter Wood, Machine, Misc Pine	26	\$910.00	\$17,290.00
16 22N 3E	1	21	Harvest, Mechanical, Shelter Wood, Machine, Misc Pine	40	\$1,400.00	\$26,600.00
16 22N 3E	1	26	Harvest, Mechanical, Shelter Wood, Machine, Misc Pine	2	\$70.00	\$80.00
16 22N 3E	2	5	Harvest, Mechanical, Thin, Machine, Loblolly	19	\$651.35	\$13,864.45
16 22N 3E	2	7	Harvest, Mechanical, Thin, Machine, Loblolly	31	\$1,094.10	\$23,288.70
16 22N 3E	2	10	Harvest, Mechanical, Thin, Machine, Loblolly	31	\$1,098.65	\$23,385.55
16 22N 3E	2	12	Harvest, Mechanical, Thin, Machine, Loblolly	4	\$140.00	\$2,980.00
16 22N 3E	2	18	Harvest, Mechanical, Thin, Machine, Loblolly	9	\$309.75	\$6,593.25
16 22N 3E	2	20	Harvest, Mechanical, Thin, Machine, Loblolly	18	\$625.10	\$13,305.70
16 22N 3E	3	4	Wildlife Management, Other, Burn, Hand, Habitat Improvement	4	\$87.50	\$0.00
16 22N 3E	3	6	Wildlife Management, Other, Burn, Hand, Habitat Improvement	26	\$648.75	\$0.00
16 22N 3E	3	8	Wildlife Management, Other, Burn, Hand, Habitat Improvement	1	\$26.50	\$0.00
16 22N 3E	3	9	Wildlife Management, Other, Burn, Hand, Habitat Improvement	4	\$95.00	\$0.00
16 22N 3E	3	11	Wildlife Management, Other, Burn, Hand, Habitat Improvement	7	\$168.00	\$0.00
16 22N 3E	3	15	Wildlife Management, Other, Burn, Hand, Habitat Improvement	1	\$27.00	\$0.00
16 22N 6E	1	3	Fire Protection, Other, Burn, Hand, Fuel Reduction	42	\$1,050.00	\$0.00
16 22N 6E	1	7	Fire Protection, Other, Burn, Hand, Fuel Reduction	308	\$7,698.50	\$0.00
16 22N 6E	2	1	Site Preparation, Chemical, Broadcast, Aerial, Combination	133	\$13,265.00	\$0.00
16 22N 6E	2	1	Site Preparation, Other, Burn, Hand, Cut-Over	133	\$3,316.25	\$0.00

STR	Strata	Stand	Activity	Acre	Est. Cost	Est. Revenue
16 22N 6E	2	1	Regeneration, Artificial, Plant, Hand, Loblolly	133	\$13,265.00	\$0.00
16 22N 6E	2	2	Site Preparation, Chemical, Broadcast, Aerial, Combination	12	\$1,241.00	\$0.00
16 22N 6E	2	2	Regeneration, Artificial, Plant, Hand, Loblolly	12	\$1,241.00	\$0.00
16 22N 6E	2	2	Site Preparation, Other, Burn, Hand, Cut-Over	12	\$310.25	\$0.00
16 22N 6E	2	8	Site Preparation, Other, Burn, Hand, Cut-Over	19	\$477.25	\$0.00
16 22N 6E	2	8	Regeneration, Artificial, Plant, Hand, Loblolly	19	\$1,909.00	\$0.00
16 22N 6E	2	8	Site Preparation, Chemical, Broadcast, Aerial, Combination	19	\$1,909.00	\$0.00
16 22N 7E	1	13	Wildlife Management, Other, Burn, Hand, Habitat Improvement	233	\$5,825.00	\$0.00
16 22N 7E	7	3	Wildlife Management, Other, Burn, Hand, Habitat Improvement	30	\$750.00	\$0.00
16 23N 4E	1	2	Fire Protection, Other, Burn, Hand, Fuel Reduction	165	\$4,134.75	\$0.00
16 23N 4E	1	3	Fire Protection, Other, Burn, Hand, Fuel Reduction	32	\$788.75	\$0.00
16 23N 4E	2	14	Fire Protection, Other, Burn, Hand, Fuel Reduction	39	\$987.25	\$0.00
16 23N 4E	2	15	Fire Protection, Other, Burn, Hand, Fuel Reduction	75	\$1,875.00	\$0.00
16 23N 4E	3	1	Harvest, Mechanical, 2nd Thin, Machine, Loblolly	25	\$875.00	\$11,625.00
16 23N 4E	3	4	Harvest, Mechanical, 2nd Thin, Machine, Loblolly	3	\$107.80	\$1,432.20
16 23N 4E	3	5	Harvest, Mechanical, 2nd Thin, Machine, Loblolly	28	\$995.40	\$13,224.60
16 23N 4E	3	10	Harvest, Mechanical, 2nd Thin, Machine, Loblolly	20	\$688.45	\$9,146.55
16 23N 4E	3	18	Harvest, Mechanical, 2nd Thin, Machine, Loblolly	25	\$879.20	\$11,680.80
16 23N 4E	5	16	Wildlife Management, Other, Burn, Hand, Habitat Improvement	2	\$46.75	\$0.00
16 23N 4E	5	17	Wildlife Management, Other, Burn, Hand, Habitat Improvement	10	\$262.00	\$0.00
16 23N 4E	5	19	Wildlife Management, Other, Burn, Hand, Habitat Improvement	16	\$411.25	\$0.00
16 23N 4E	5	23	Wildlife Management, Other, Burn, Hand, Habitat Improvement	3	\$85.75	\$0.00
16 23N 4E	5	24	Wildlife Management, Other, Burn, Hand, Habitat Improvement	4	\$95.75	\$0.00

STR	Strata	Stand	Activity	Acre	Est. Cost	Est. Revenue
16 23N 4E	5	25	Wildlife Management, Other, Burn, Hand, Habitat Improvement	5	\$130.00	\$0.00
16 23N 4E	5	29	Wildlife Management, Other, Burn, Hand, Habitat Improvement	8	\$200.00	\$0.00
16 23N 5E	1	4	Fire Protection, Other, Burn, Hand, Fuel Reduction	130	\$3,250.00	\$0.00
16 23N 5E	1	6	Fire Protection, Other, Burn, Hand, Fuel Reduction	8	\$193.00	\$0.00
16 23N 7E	2	3	Harvest, Mechanical, 1st Thin, Machine, Loblolly	39	\$1,360.45	\$4,858.75
16 23N 7E	2	12	Harvest, Mechanical, 1st Thin, Machine, Loblolly	67	\$2,345.70	\$8,377.50
16 23N 7E	2	13	Harvest, Mechanical, 1st Thin, Machine, Loblolly	3	\$105.00	\$375.00
16 23N 7E	2	14	Harvest, Mechanical, 1st Thin, Machine, Loblolly	36	\$1,260.00	\$4,500.00

Yearly Totals				2.625	\$98,140.20	\$205,908.05
---------------	--	--	--	-------	-------------	--------------

## 2020

16 21N 4E	6	20	Harvest, Mechanical, 2nd Thin, Machine, Loblolly	73	\$2,555.00	\$11,680.00
16 21N 5E	2	1	Harvest, Mechanical, Thin, Machine, Loblolly	27	\$945.35	\$12,559.65
16 21N 5E	2	2	Harvest, Mechanical, Thin, Machine, Loblolly	3	\$115.15	\$1,529.85
16 21N 5E	2	8	Harvest, Mechanical, Thin, Machine, Loblolly	43	\$1,505.00	\$19,995.00
16 21N 5E	2	13	Harvest, Mechanical, Thin, Machine, Loblolly	76	\$2,660.00	\$35,340.00
16 21N 5E	2	18	Harvest, Mechanical, Thin, Machine, Loblolly	1	\$42.70	\$567.30
16 21N 5E	3	14	Site Preparation, Other, Burn, Hand, Cut-Over	51	\$1,267.00	\$0.00
16 21N 5E	3	14	Site Preparation, Chemical, Broadcast, Aerial, Combination	51	\$5,068.00	\$0.00
16 21N 5E	3	14	Regeneration, Artificial, Plant, Hand, Loblolly	51	\$5,068.00	\$0.00
16 21N 5E	5	15	Site Preparation, Chemical, Broadcast, Aerial, Combination	14	\$1,429.00	\$0.00
16 21N 5E	5	15	Regeneration, Artificial, Plant, Hand, Loblolly	14	\$1,429.00	\$0.00
16 21N 5E	5	15	Site Preparation, Other, Burn, Hand, Cut-Over	14	\$357.25	\$0.00
16 21N 7E	1	4	Fire Protection, Other, Burn, Hand, Fuel Reduction	114	\$2,850.00	\$0.00

STR	Strata	Stand	Activity	Acre	Est. Cost	Est. Revenue
16 21N 7E	1	14	Fire Protection, Other, Burn, Hand, Fuel Reduction	28	\$702.75	\$0.00
16 21N 7E	1	34	Fire Protection, Other, Burn, Hand, Fuel Reduction	28	\$712.25	\$0.00
16 21N 7E	1	36	Fire Protection, Other, Burn, Hand, Fuel Reduction	1	\$14.00	\$0.00
16 21N 7E	4	3	Fire Protection, Other, Burn, Hand, Fuel Reduction	6	\$161.25	\$0.00
16 21N 7E	4	9	Fire Protection, Other, Burn, Hand, Fuel Reduction	20	\$505.75	\$0.00
16 21N 7E	4	10	Fire Protection, Other, Burn, Hand, Fuel Reduction	3	\$65.75	\$0.00
16 21N 7E	4	13	Fire Protection, Other, Burn, Hand, Fuel Reduction	1	\$27.00	\$0.00
16 21N 7E	4	16	Fire Protection, Other, Burn, Hand, Fuel Reduction	3	\$85.75	\$0.00
16 21N 7E	4	19	Fire Protection, Other, Burn, Hand, Fuel Reduction	7	\$171.75	\$0.00
16 21N 7E	4	20	Fire Protection, Other, Burn, Hand, Fuel Reduction	8	\$194.50	\$0.00
16 21N 7E	4	22	Fire Protection, Other, Burn, Hand, Fuel Reduction	1	\$35.50	\$0.00
16 21N 7E	4	25	Fire Protection, Other, Burn, Hand, Fuel Reduction	2	\$61.00	\$0.00
16 21N 7E	4	26	Fire Protection, Other, Burn, Hand, Fuel Reduction	1	\$15.50	\$0.00
16 21N 7E	4	27	Fire Protection, Other, Burn, Hand, Fuel Reduction	1	\$18.25	\$0.00
16 21N 7E	4	32	Fire Protection, Other, Burn, Hand, Fuel Reduction	9	\$230.75	\$0.00
16 21N 7E	4	35	Fire Protection, Other, Burn, Hand, Fuel Reduction	1	\$22.75	\$0.00
16 21N 7E	4	39	Fire Protection, Other, Burn, Hand, Fuel Reduction	1	\$14.50	\$0.00
16 21N 7E	4	41	Fire Protection, Other, Burn, Hand, Fuel Reduction	1	\$17.25	\$0.00
16 21N 7E	5	5	Harvest, Mechanical, 1st Thin, Machine, Loblolly	72	\$2,520.00	\$7,200.00
16 21N 7E	5	11	Harvest, Mechanical, 1st Thin, Machine, Loblolly	4	\$140.00	\$400.00
16 21N 7E	5	12	Harvest, Mechanical, 1st Thin, Machine, Loblolly	1	\$35.00	\$100.00
16 21N 7E	5	17	Harvest, Mechanical, 1st Thin, Machine, Loblolly	1	\$35.00	\$100.00
16 21N 7E	5	18	Harvest, Mechanical, 1st Thin, Machine, Loblolly	2	\$70.00	\$200.00

STR	Strata	Stand	Activity	Acre	Est. Cost	Est. Revenue
16 22N 4E	1	3	Wildlife Management, Other, Burn, Hand, Habitat Improvement	9	\$230.00	\$0.00
16 22N 4E	1	4	Wildlife Management, Other, Burn, Hand, Habitat Improvement	82	\$2,038.75	\$0.00
16 22N 4E	1	7	Wildlife Management, Other, Burn, Hand, Habitat Improvement	7	\$174.50	\$0.00
16 22N 4E	1	8	Wildlife Management, Other, Burn, Hand, Habitat Improvement	27	\$671.00	\$0.00
16 22N 4E	1	10	Wildlife Management, Other, Burn, Hand, Habitat Improvement	7	\$181.75	\$0.00
16 22N 4E	1	13	Wildlife Management, Other, Burn, Hand, Habitat Improvement	102	\$2,537.50	\$0.00
16 22N 4E	1	17	Wildlife Management, Other, Burn, Hand, Habitat Improvement	3	\$79.50	\$0.00
16 22N 4E	1	22	Wildlife Management, Other, Burn, Hand, Habitat Improvement	17	\$425.00	\$0.00
16 22N 4E	1	23	Wildlife Management, Other, Burn, Hand, Habitat Improvement	14	\$350.00	\$0.00
16 22N 5E	1	7	Wildlife Management, Other, Burn, Hand, Habitat Improvement	23	\$567.00	\$0.00
16 22N 5E	1	8	Wildlife Management, Other, Burn, Hand, Habitat Improvement	4	\$87.50	\$0.00
16 22N 5E	1	13	Wildlife Management, Other, Burn, Hand, Habitat Improvement	106	\$2,647.75	\$0.00
16 22N 5E	1	14	Wildlife Management, Other, Burn, Hand, Habitat Improvement	6	\$144.25	\$0.00
16 22N 5E	1	15	Wildlife Management, Other, Burn, Hand, Habitat Improvement	4	\$107.75	\$0.00
16 22N 5E	1	16	Wildlife Management, Other, Burn, Hand, Habitat Improvement	9	\$229.25	\$0.00
16 22N 5E	1	17	Wildlife Management, Other, Burn, Hand, Habitat Improvement	2	\$49.25	\$0.00
16 22N 5E	1	18	Wildlife Management, Other, Burn, Hand, Habitat Improvement	3	\$82.75	\$0.00
16 23N 7E	1	1	Fire Protection, Other, Burn, Hand, Fuel Reduction	33	\$828.00	\$0.00
16 23N 7E	1	6	Fire Protection, Other, Burn, Hand, Fuel Reduction	155	\$3,866.75	\$0.00
16 23N 7E	1	7	Fire Protection, Other, Burn, Hand, Fuel Reduction	1	\$18.00	\$0.00
16 23N 7E	1	8	Fire Protection, Other, Burn, Hand, Fuel Reduction	6	\$152.75	\$0.00
16 23N 7E	3	5	Fire Protection, Other, Burn, Hand, Fuel Reduction	136	\$3,400.00	\$0.00
16 23N 7E	5	11	Fire Protection, Other, Burn, Hand, Fuel Reduction	66	\$1,639.00	\$0.00

STR	Strata	Stand	Activity	Acre	Est. Cost	Est. Revenue
			Yearly Totals	1.555	\$51,655.70	\$89,671.80
<b>2021</b>						
16 21N 2E	4	2	Harvest, Mechanical, Thin, Machine, Loblolly	28	\$980.00	\$1,680.00
16 21N 2E	4	4	Harvest, Mechanical, Thin, Machine, Loblolly	41	\$1,435.00	\$2,460.00
16 21N 5E	6	17	Fire Protection, Other, Burn, Hand, Fuel Reduction	12	\$294.75	\$0.00
16 21N 5E	6	19	Fire Protection, Other, Burn, Hand, Fuel Reduction	43	\$1,070.25	\$0.00
16 21N 5E	6	20	Fire Protection, Other, Burn, Hand, Fuel Reduction	13	\$331.75	\$0.00
16 22N 4E	2	1	Harvest, Mechanical, Final, Machine, Loblolly	242	\$8,470.00	\$286,044.00
16 22N 4E	2	2	Harvest, Mechanical, Final, Machine, Loblolly	12	\$420.00	\$7,680.00
16 22N 4E	2	15	Harvest, Mechanical, Final, Machine, Loblolly	7	\$257.25	\$8,687.70
16 22N 7E	2	4	Wildlife Management, Other, Burn, Hand, Habitat Improvement	16	\$409.25	\$0.00
16 22N 7E	2	5	Wildlife Management, Other, Burn, Hand, Habitat Improvement	40	\$1,005.00	\$0.00
16 22N 7E	2	8	Wildlife Management, Other, Burn, Hand, Habitat Improvement	1	\$18.00	\$0.00
16 22N 7E	2	15	Wildlife Management, Other, Burn, Hand, Habitat Improvement	9	\$225.00	\$0.00
16 22N 7E	2	17	Wildlife Management, Other, Burn, Hand, Habitat Improvement	4	\$109.50	\$0.00
16 22N 7E	2	19	Wildlife Management, Other, Burn, Hand, Habitat Improvement	45	\$1,124.50	\$0.00
16 23N 4E	2	14	Harvest, Mechanical, Final, Machine, Loblolly	39	\$1,382.15	\$40,635.21
16 23N 4E	2	15	Harvest, Mechanical, Final, Machine, Loblolly	75	\$2,625.00	\$77,175.00
16 23N 4E	5	16	Harvest, Mechanical, Final, Machine, Loblolly	2	\$65.45	\$1,972.85
16 23N 4E	5	17	Harvest, Mechanical, Final, Machine, Loblolly	10	\$366.80	\$11,056.40
16 23N 4E	5	19	Harvest, Mechanical, Final, Machine, Loblolly	16	\$560.00	\$16,880.00
16 23N 4E	5	23	Harvest, Mechanical, Final, Machine, Loblolly	3	\$120.05	\$3,618.65
16 23N 4E	5	24	Harvest, Mechanical, Final, Machine, Loblolly	4	\$134.05	\$4,040.65

STR	Strata	Stand	Activity	Acre	Est. Cost	Est. Revenue	
16 23N 4E	5	25	Harvest, Mechanical, Final, Machine, Loblolly	5	\$182.00	\$5,486.00	
16 23N 4E	5	29	Harvest, Mechanical, Final, Machine, Loblolly	8	\$280.00	\$8,440.00	
16 23N 5E	2	1	Harvest, Mechanical, 1st Thin, Machine, Loblolly	114	\$3,990.00	\$14,250.00	
16 23N 5E	2	8	Harvest, Mechanical, 1st Thin, Machine, Loblolly	8	\$274.75	\$981.25	
16 23N 6E	1	2	Fire Protection, Other, Burn, Hand, Fuel Reduction	37	\$923.75	\$0.00	
16 23N 6E	1	6	Fire Protection, Other, Burn, Hand, Fuel Reduction	8	\$206.50	\$0.00	
16 23N 6E	1	7	Fire Protection, Other, Burn, Hand, Fuel Reduction	7	\$169.50	\$0.00	
16 23N 6E	1	9	Fire Protection, Other, Burn, Hand, Fuel Reduction	194	\$4,845.50	\$0.00	
16 23N 6E	2	1	Wildlife Management, Other, Burn, Hand, Habitat Improvement	182	\$4,550.00	\$0.00	
16 23N 6E	2	14	Wildlife Management, Other, Burn, Hand, Habitat Improvement	15	\$370.25	\$0.00	
16 23N 6E	2	16	Wildlife Management, Other, Burn, Hand, Habitat Improvement	4	\$95.25	\$0.00	
16 23N 7E	2	3	Fire Protection, Other, Burn, Hand, Fuel Reduction	39	\$971.75	\$0.00	
16 23N 7E	2	12	Fire Protection, Other, Burn, Hand, Fuel Reduction	67	\$1,675.50	\$0.00	
16 23N 7E	2	13	Fire Protection, Other, Burn, Hand, Fuel Reduction	3	\$75.00	\$0.00	
16 23N 7E	2	14	Fire Protection, Other, Burn, Hand, Fuel Reduction	36	\$900.00	\$0.00	
				Yearly Totals	1.390	\$40,913.50	\$491,087.71
				<b>Grand Totals</b>	<b>19.112</b>	<b>\$755,670.46</b>	<b>\$3,916,266.43</b>

Stand Activity Summary for  
Grenada County BOE

**Filters Applied:** County:  
Client Class:  
District: Northwest District  
Client: Grenada County BOE  
STR:  
Activity: Harvest  
Year: Through

STR	Strata	Stand	Activity	Acre	Est. Cost	Est. Revenue
<b>2011</b>						
16 23N 4E	6	12	Harvest, Mechanical, Final, Machine, Loblolly	53	\$1,855.00	\$68,900.00
16 23N 4E	6	26	Harvest, Mechanical, Final, Machine, Loblolly	5	\$175.00	\$6,500.00
16 23N 4E	6	27	Harvest, Mechanical, Final, Machine, Loblolly	12	\$420.00	\$15,600.00
16 23N 4E	6	28	Harvest, Mechanical, Final, Machine, Loblolly	9	\$326.55	\$12,129.00
Yearly Totals				79	\$2,776.55	\$103,129.00
<b>2012</b>						
16 21N 2E	1	3	Harvest, Mechanical, Thin, Machine, Misc Hardwood	77	\$1,540.00	\$54,285.00
16 21N 4E	1	1	Harvest, Mechanical, Final, Machine, Loblolly	180	\$3,600.00	\$72,360.00
16 21N 4E	5	8	Harvest, Mechanical, Final, Machine, Loblolly	64	\$1,914.30	\$70,127.19
16 21N 4E	5	22	Harvest, Mechanical, Final, Machine, Loblolly	6	\$180.00	\$6,594.00
16 21N 5E	2	1	Harvest, Mechanical, Thin, Machine, Loblolly	27	\$540.20	\$7,562.80
16 21N 5E	2	2	Harvest, Mechanical, Thin, Machine, Loblolly	3	\$65.80	\$921.20
16 21N 5E	2	8	Harvest, Mechanical, Thin, Machine, Loblolly	43	\$860.00	\$12,040.00
16 21N 5E	2	13	Harvest, Mechanical, Thin, Machine, Loblolly	76	\$1,520.00	\$21,280.00
16 21N 5E	2	18	Harvest, Mechanical, Thin, Machine, Loblolly	1	\$24.40	\$341.60
16 21N 5E	3	14	Harvest, Mechanical, Thin, Machine, Loblolly	51	\$1,530.00	\$42,891.00
16 21N 5E	5	15	Harvest, Mechanical, Thin, Machine, Loblolly	14	\$420.00	\$11,774.00
16 21N 7E	6	7	Harvest, Mechanical, Final, Machine, Loblolly	69	\$2,415.00	\$85,422.00



STR	Strata	Stand	Activity	Acre	Est. Cost	Est. Revenue
16 22N 3E	1	14	Harvest, Mechanical, Shelter Wood, Machine, Misc Pine	76	\$2,736.00	\$50,540.00
16 22N 3E	1	17	Harvest, Mechanical, Shelter Wood, Machine, Misc Pine	81	\$2,835.00	\$53,865.00
16 22N 3E	1	29	Harvest, Mechanical, Shelter Wood, Machine, Misc Pine	7	\$245.00	\$4,655.00
16 22N 4E	2	1	Harvest, Mechanical, Thin, Machine, Loblolly	242	\$6,050.00	\$90,750.00
16 22N 4E	2	2	Harvest, Mechanical, Thin, Machine, Loblolly	12	\$360.00	\$4,500.00
16 22N 4E	2	15	Harvest, Mechanical, Thin, Machine, Loblolly	7	\$183.75	\$2,756.25

<b>Yearly Totals</b>	<b>1.037</b>	<b>\$27,019.45</b>	<b>\$592,665.04</b>
----------------------	--------------	--------------------	---------------------

## 2013

16 21N 5E	1	7	Harvest, Mechanical, Thin, Machine, Loblolly	249	\$8,715.00	\$115,785.00
16 22N 2E	1	8	Harvest, Mechanical, Final, Machine, Cherrybark Oak	104	\$3,640.00	\$104,000.00
16 22N 7E	1	13	Harvest, Mechanical, 1st Thin, Machine, Loblolly	233	\$8,155.00	\$29,125.00
16 22N 7E	7	3	Harvest, Mechanical, Thin, Machine, Loblolly	30	\$1,050.00	\$16,950.00

<b>Yearly Totals</b>	<b>616</b>	<b>\$21,560.00</b>	<b>\$265,860.00</b>
----------------------	------------	--------------------	---------------------

## 2014

16 21N 3E	4	5	Harvest, Mechanical, Thin, Machine, Loblolly	72	\$2,520.00	\$7,200.00
16 21N 3E	4	15	Harvest, Mechanical, Thin, Machine, Loblolly	9	\$315.00	\$900.00
16 22N 3E	3	4	Harvest, Mechanical, 1st Thin, Machine, Loblolly	4	\$122.50	\$770.00
16 22N 3E	3	6	Harvest, Mechanical, 1st Thin, Machine, Loblolly	26	\$908.25	\$5,709.00
16 22N 3E	3	8	Harvest, Mechanical, 1st Thin, Machine, Loblolly	1	\$37.10	\$233.20
16 22N 3E	3	9	Harvest, Mechanical, 1st Thin, Machine, Loblolly	4	\$133.00	\$836.00
16 22N 3E	3	11	Harvest, Mechanical, 1st Thin, Machine, Loblolly	7	\$235.20	\$1,478.40
16 22N 3E	3	15	Harvest, Mechanical, 1st Thin, Machine, Loblolly	1	\$35.00	\$220.00
16 22N 4E	1	3	Harvest, Mechanical, Thin, Machine, Loblolly	9	\$322.00	\$3,450.00

STR	Strata	Stand	Activity	Acre	Est. Cost	Est. Revenue	
16 22N 4E	1	4	Harvest, Mechanical, Thin, Machine, Loblolly	82	\$2,870.00	\$30,750.00	
16 22N 4E	1	7	Harvest, Mechanical, Thin, Machine, Loblolly	7	\$244.30	\$2,617.50	
16 22N 4E	1	8	Harvest, Mechanical, Thin, Machine, Loblolly	27	\$939.40	\$10,065.00	
16 22N 4E	1	10	Harvest, Mechanical, Thin, Machine, Loblolly	7	\$254.45	\$2,726.25	
16 22N 4E	1	13	Harvest, Mechanical, Thin, Machine, Loblolly	102	\$3,552.50	\$38,062.50	
16 22N 4E	1	17	Harvest, Mechanical, Thin, Machine, Loblolly	3	\$111.30	\$1,192.50	
16 22N 4E	1	22	Harvest, Mechanical, Thin, Machine, Loblolly	17	\$595.00	\$6,375.00	
16 22N 4E	1	23	Harvest, Mechanical, Thin, Machine, Loblolly	14	\$502.60	\$5,385.00	
16 22N 5E	1	7	Harvest, Mechanical, Thin, Machine, Loblolly	23	\$793.80	\$15,649.20	
16 22N 5E	1	8	Harvest, Mechanical, Thin, Machine, Loblolly	4	\$122.50	\$2,415.00	
16 22N 5E	1	13	Harvest, Mechanical, Thin, Machine, Loblolly	106	\$3,706.85	\$73,077.90	
16 22N 5E	1	14	Harvest, Mechanical, Thin, Machine, Loblolly	6	\$210.00	\$4,140.00	
16 22N 5E	1	15	Harvest, Mechanical, Thin, Machine, Loblolly	4	\$150.85	\$2,973.90	
16 22N 5E	1	16	Harvest, Mechanical, Thin, Machine, Loblolly	9	\$320.95	\$6,327.30	
16 22N 5E	1	17	Harvest, Mechanical, Thin, Machine, Loblolly	2	\$68.95	\$1,359.30	
16 22N 5E	1	18	Harvest, Mechanical, Thin, Machine, Loblolly	3	\$115.85	\$2,283.90	
16 22N 5E	4	3	Harvest, Mechanical, Thin, Machine, Loblolly	23	\$805.00	\$11,960.00	
16 22N 7E	4	12	Harvest, Mechanical, Final, Machine, Cherrybark Oak	66	\$2,310.00	\$93,060.00	
16 22N 7E	5	18	Harvest, Mechanical, Final, Machine, Loblolly	53	\$1,855.00	\$54,007.00	
				<b>Yearly Totals</b>	<b>690</b>	<b>\$24,157.35</b>	<b>\$385,223.85</b>
<b>2015</b>							
16 21N 3E	3	2	Harvest, Mechanical, Final, Machine, Loblolly	60	\$2,100.00	\$84,540.00	
16 21N 3E	3	14	Harvest, Mechanical, Final, Machine, Loblolly	82	\$2,870.00	\$115,538.00	

STR	Strata	Stand	Activity	Acre	Est. Cost	Est. Revenue
16 21N 4E	2	9	Harvest, Mechanical, Thin, Machine, Loblolly	104	\$3,640.00	\$73,736.00
16 21N 4E	2	11	Harvest, Mechanical, Thin, Machine, Loblolly	42	\$1,481.55	\$30,011.97
16 22N 7E	2	4	Harvest, Mechanical, 1st Thin, Machine, Loblolly	16	\$572.95	\$2,046.25
16 22N 7E	2	5	Harvest, Mechanical, 1st Thin, Machine, Loblolly	40	\$1,407.00	\$5,025.00
16 22N 7E	2	8	Harvest, Mechanical, 1st Thin, Machine, Loblolly	1	\$25.20	\$90.00
16 22N 7E	2	15	Harvest, Mechanical, 1st Thin, Machine, Loblolly	9	\$315.00	\$1,125.00
16 22N 7E	2	17	Harvest, Mechanical, 1st Thin, Machine, Loblolly	4	\$153.30	\$547.50
16 22N 7E	2	19	Harvest, Mechanical, 1st Thin, Machine, Loblolly	45	\$1,574.30	\$5,622.50
16 23N 4E	2	14	Harvest, Mechanical, Thin, Machine, Loblolly	39	\$1,382.15	\$25,273.60
16 23N 4E	2	15	Harvest, Mechanical, Thin, Machine, Loblolly	75	\$2,625.00	\$48,000.00
16 23N 6E	2	1	Harvest, Mechanical, 1st Thin, Machine, Loblolly	182	\$6,370.00	\$22,750.00
16 23N 6E	2	14	Harvest, Mechanical, 1st Thin, Machine, Loblolly	15	\$518.35	\$1,851.25
16 23N 6E	2	16	Harvest, Mechanical, 1st Thin, Machine, Loblolly	4	\$133.35	\$476.25

			Yearly Totals	719	\$25,168.15	\$416,633.32
--	--	--	---------------	-----	-------------	--------------

## 2016

16 21N 2E	1	3	Harvest, Mechanical, Thin, Machine, Misc Red Oak	90	\$3,150.00	\$7,200.00
16 21N 4E	3	2	Harvest, Mechanical, Thin, Machine, Loblolly	107	\$3,745.00	\$65,912.00
16 21N 7E	3	6	Harvest, Mechanical, 2nd Thin, Machine, Loblolly	6	\$210.00	\$4,170.00
16 21N 7E	3	8	Harvest, Mechanical, Thin, Machine, Loblolly	103	\$3,605.00	\$71,585.00
16 22N 2E	1	9	Harvest, Mechanical, Final, Machine, Cherrybark Oak	103	\$3,605.00	\$103,000.00
16 22N 6E	1	3	Harvest, Mechanical, 1st Thin, Machine, Loblolly	42	\$1,470.00	\$11,298.00
16 22N 6E	1	7	Harvest, Mechanical, 1st Thin, Machine, Loblolly	308	\$10,777.90	\$82,835.86
16 23N 4E	1	2	Harvest, Mechanical, Thin, Machine, Loblolly	165	\$5,775.00	\$115,995.00

STR	Strata	Stand	Activity	Acre	Est. Cost	Est. Revenue
16 23N 4E	1	3	Harvest, Mechanical, Thin, Machine, Loblolly	32	\$1,104.25	\$22,179.65
16 23N 5E	1	4	Harvest, Mechanical, 1st Thin, Machine, Loblolly	130	\$4,540.90	\$16,217.50
16 23N 5E	1	6	Harvest, Mechanical, 1st Thin, Machine, Loblolly	8	\$280.00	\$1,000.00
Yearly Totals				1.093	\$38,263.05	\$501,393.01

## 2017

16 21N 7E	1	4	Harvest, Mechanical, Thin, Machine, Loblolly	114	\$3,990.00	\$11,400.00
16 21N 7E	1	14	Harvest, Mechanical, Thin, Machine, Loblolly	28	\$983.85	\$2,811.00
16 21N 7E	1	34	Harvest, Mechanical, Thin, Machine, Loblolly	28	\$997.15	\$2,849.00
16 21N 7E	1	36	Harvest, Mechanical, Thin, Machine, Loblolly	1	\$19.60	\$56.00
16 21N 7E	4	3	Harvest, Mechanical, Thin, Machine, Loblolly	6	\$225.75	\$3,902.25
16 21N 7E	4	9	Harvest, Mechanical, Thin, Machine, Loblolly	20	\$700.00	\$12,100.00
16 21N 7E	4	10	Harvest, Mechanical, Thin, Machine, Loblolly	3	\$92.05	\$1,591.15
16 21N 7E	4	13	Harvest, Mechanical, Thin, Machine, Loblolly	1	\$37.80	\$653.40
16 21N 7E	4	16	Harvest, Mechanical, Thin, Machine, Loblolly	3	\$120.05	\$2,075.15
16 21N 7E	4	19	Harvest, Mechanical, Thin, Machine, Loblolly	7	\$240.45	\$4,156.35
16 21N 7E	4	20	Harvest, Mechanical, Thin, Machine, Loblolly	8	\$272.30	\$4,706.90
16 21N 7E	4	22	Harvest, Mechanical, Thin, Machine, Loblolly	1	\$49.70	\$859.10
16 21N 7E	4	25	Harvest, Mechanical, Thin, Machine, Loblolly	2	\$85.40	\$1,476.20
16 21N 7E	4	26	Harvest, Mechanical, Thin, Machine, Loblolly	1	\$21.70	\$375.10
16 21N 7E	4	27	Harvest, Mechanical, Thin, Machine, Loblolly	1	\$25.55	\$441.65
16 21N 7E	4	32	Harvest, Mechanical, Thin, Machine, Loblolly	9	\$323.05	\$5,584.15
16 21N 7E	4	35	Harvest, Mechanical, Thin, Machine, Loblolly	1	\$31.85	\$550.55
16 21N 7E	4	39	Harvest, Mechanical, Thin, Machine, Loblolly	1	\$20.30	\$350.90

STR	Strata	Stand	Activity	Acre	Est. Cost	Est. Revenue
16 21N 7E	4	41	Harvest, Mechanical, Thin, Machine, Loblolly	1	\$24.15	\$417.45
16 21N 7E	7	23	Harvest, Mechanical, Final, Machine, Loblolly	3	\$120.40	\$2,769.20
16 21N 7E	7	24	Harvest, Mechanical, Final, Machine, Loblolly	1	\$24.85	\$571.55
16 21N 7E	7	28	Harvest, Mechanical, Final, Machine, Loblolly	1	\$26.60	\$611.80
16 21N 7E	7	29	Harvest, Mechanical, Final, Machine, Loblolly	7	\$250.60	\$5,763.80
16 21N 7E	7	31	Harvest, Mechanical, Final, Machine, Loblolly	2	\$81.55	\$1,875.65
16 21N 7E	7	38	Harvest, Mechanical, Final, Machine, Loblolly	5	\$175.00	\$4,025.00
16 21N 7E	7	40	Harvest, Mechanical, Final, Machine, Loblolly	3	\$102.20	\$2,350.60
16 22N 2E	2	18	Harvest, Mechanical, Shelter Wood, Machine, Misc Pine	100	\$3,500.00	\$64,400.00
16 22N 6E	2	1	Harvest, Mechanical, Final, Machine, Loblolly	133	\$4,655.00	\$134,596.00
16 22N 6E	2	2	Harvest, Mechanical, Final, Machine, Loblolly	12	\$434.35	\$12,558.92
16 22N 6E	2	8	Harvest, Mechanical, Final, Machine, Loblolly	19	\$668.15	\$19,319.08
16 23N 7E	1	1	Harvest, Mechanical, 2nd Thin, Machine, Loblolly	33	\$1,159.20	\$17,089.92
16 23N 7E	1	6	Harvest, Mechanical, 2nd Thin, Machine, Loblolly	155	\$5,425.00	\$79,980.00
16 23N 7E	1	7	Harvest, Mechanical, 2nd Thin, Machine, Loblolly	1	\$25.20	\$371.52
16 23N 7E	1	8	Harvest, Mechanical, 2nd Thin, Machine, Loblolly	6	\$213.85	\$3,152.76
16 23N 7E	3	5	Harvest, Mechanical, 1st Thin, Machine, Loblolly	136	\$4,760.00	\$17,000.00
16 23N 7E	5	11	Harvest, Mechanical, 2nd Thin, Machine, Loblolly	66	\$2,310.00	\$53,592.00

Yearly Totals

920

\$32,192.65

\$476,384.10

**2018**

16 21N 4E	2	9	Harvest, Mechanical, Final, Machine, Loblolly	104	\$3,640.00	\$108,680.00
16 21N 4E	2	11	Harvest, Mechanical, Final, Machine, Loblolly	42	\$1,481.55	\$44,234.85
16 21N 5E	3	14	Harvest, Mechanical, Final, Machine, Loblolly	51	\$1,785.00	\$51,867.00

STR	Strata	Stand	Activity	Acre	Est. Cost	Est. Revenue
16 21N 5E	5	15	Harvest, Mechanical, Final, Machine, Loblolly	14	\$490.00	\$14,238.00
16 21N 5E	6	17	Harvest, Mechanical, Thin, Machine, Loblolly	12	\$420.00	\$5,580.00
16 21N 5E	6	19	Harvest, Mechanical, Thin, Machine, Loblolly	43	\$1,498.35	\$19,906.65
16 21N 5E	6	20	Harvest, Mechanical, Thin, Machine, Loblolly	13	\$464.45	\$6,170.55
16 22N 5E	3	1	Harvest, Mechanical, 1st Thin, Machine, Loblolly	1	\$51.45	\$183.75
16 22N 5E	3	5	Harvest, Mechanical, 1st Thin, Machine, Loblolly	29	\$1,015.00	\$3,625.00
16 23N 6E	1	2	Harvest, Mechanical, 2nd Thin, Machine, Loblolly	37	\$1,293.25	\$20,137.75
16 23N 6E	1	6	Harvest, Mechanical, 2nd Thin, Machine, Loblolly	8	\$280.00	\$4,360.00
16 23N 6E	1	7	Harvest, Mechanical, 2nd Thin, Machine, Loblolly	7	\$237.30	\$3,695.10
16 23N 6E	1	9	Harvest, Mechanical, 2nd Thin, Machine, Loblolly	194	\$6,783.70	\$105,631.90

Yearly Totals

555

\$19,440.05

\$388,310.55

**2019**

16 22N 3E	1	1	Harvest, Mechanical, Shelter Wood, Machine, Misc Pine	20	\$700.00	\$13,300.00
16 22N 3E	1	19	Harvest, Mechanical, Shelter Wood, Machine, Misc Pine	26	\$910.00	\$17,290.00
16 22N 3E	1	21	Harvest, Mechanical, Shelter Wood, Machine, Misc Pine	40	\$1,400.00	\$26,600.00
16 22N 3E	1	26	Harvest, Mechanical, Shelter Wood, Machine, Misc Pine	2	\$70.00	\$80.00
16 22N 3E	2	5	Harvest, Mechanical, Thin, Machine, Loblolly	19	\$651.35	\$13,864.45
16 22N 3E	2	7	Harvest, Mechanical, Thin, Machine, Loblolly	31	\$1,094.10	\$23,288.70
16 22N 3E	2	10	Harvest, Mechanical, Thin, Machine, Loblolly	31	\$1,098.65	\$23,385.55
16 22N 3E	2	12	Harvest, Mechanical, Thin, Machine, Loblolly	4	\$140.00	\$2,980.00
16 22N 3E	2	18	Harvest, Mechanical, Thin, Machine, Loblolly	9	\$309.75	\$6,593.25
16 22N 3E	2	20	Harvest, Mechanical, Thin, Machine, Loblolly	18	\$625.10	\$13,305.70
16 23N 4E	3	1	Harvest, Mechanical, 2nd Thin, Machine, Loblolly	25	\$875.00	\$11,625.00

STR	Strata	Stand	Activity	Acre	Est. Cost	Est. Revenue
16 23N 4E	3	4	Harvest, Mechanical, 2nd Thin, Machine, Loblolly	3	\$107.80	\$1,432.20
16 23N 4E	3	5	Harvest, Mechanical, 2nd Thin, Machine, Loblolly	28	\$995.40	\$13,224.60
16 23N 4E	3	10	Harvest, Mechanical, 2nd Thin, Machine, Loblolly	20	\$688.45	\$9,146.55
16 23N 4E	3	18	Harvest, Mechanical, 2nd Thin, Machine, Loblolly	25	\$879.20	\$11,680.80
16 23N 7E	2	3	Harvest, Mechanical, 1st Thin, Machine, Loblolly	39	\$1,360.45	\$4,858.75
16 23N 7E	2	12	Harvest, Mechanical, 1st Thin, Machine, Loblolly	67	\$2,345.70	\$8,377.50
16 23N 7E	2	13	Harvest, Mechanical, 1st Thin, Machine, Loblolly	3	\$105.00	\$375.00
16 23N 7E	2	14	Harvest, Mechanical, 1st Thin, Machine, Loblolly	36	\$1,260.00	\$4,500.00

Yearly Totals				446	\$15,615.95	\$205,908.05
---------------	--	--	--	-----	-------------	--------------

## 2020

16 21N 4E	6	20	Harvest, Mechanical, 2nd Thin, Machine, Loblolly	73	\$2,555.00	\$11,680.00
16 21N 5E	2	1	Harvest, Mechanical, Thin, Machine, Loblolly	27	\$945.35	\$12,559.65
16 21N 5E	2	2	Harvest, Mechanical, Thin, Machine, Loblolly	3	\$115.15	\$1,529.85
16 21N 5E	2	8	Harvest, Mechanical, Thin, Machine, Loblolly	43	\$1,505.00	\$19,995.00
16 21N 5E	2	13	Harvest, Mechanical, Thin, Machine, Loblolly	76	\$2,660.00	\$35,340.00
16 21N 5E	2	18	Harvest, Mechanical, Thin, Machine, Loblolly	1	\$42.70	\$567.30
16 21N 7E	5	5	Harvest, Mechanical, 1st Thin, Machine, Loblolly	72	\$2,520.00	\$7,200.00
16 21N 7E	5	11	Harvest, Mechanical, 1st Thin, Machine, Loblolly	4	\$140.00	\$400.00
16 21N 7E	5	12	Harvest, Mechanical, 1st Thin, Machine, Loblolly	1	\$35.00	\$100.00
16 21N 7E	5	17	Harvest, Mechanical, 1st Thin, Machine, Loblolly	1	\$35.00	\$100.00
16 21N 7E	5	18	Harvest, Mechanical, 1st Thin, Machine, Loblolly	2	\$70.00	\$200.00

Yearly Totals				304	\$10,623.20	\$89,671.80
---------------	--	--	--	-----	-------------	-------------

## 2021

STR	Strata	Stand	Activity	Acre	Est. Cost	Est. Revenue	
16 21N 2E	4	2	Harvest, Mechanical, Thin, Machine, Loblolly	28	\$980.00	\$1,680.00	
16 21N 2E	4	4	Harvest, Mechanical, Thin, Machine, Loblolly	41	\$1,435.00	\$2,460.00	
16 22N 4E	2	1	Harvest, Mechanical, Final, Machine, Loblolly	242	\$8,470.00	\$286,044.00	
16 22N 4E	2	2	Harvest, Mechanical, Final, Machine, Loblolly	12	\$420.00	\$7,680.00	
16 22N 4E	2	15	Harvest, Mechanical, Final, Machine, Loblolly	7	\$257.25	\$8,687.70	
16 23N 4E	2	14	Harvest, Mechanical, Final, Machine, Loblolly	39	\$1,382.15	\$40,635.21	
16 23N 4E	2	15	Harvest, Mechanical, Final, Machine, Loblolly	75	\$2,625.00	\$77,175.00	
16 23N 4E	5	16	Harvest, Mechanical, Final, Machine, Loblolly	2	\$65.45	\$1,972.85	
16 23N 4E	5	17	Harvest, Mechanical, Final, Machine, Loblolly	10	\$366.80	\$11,056.40	
16 23N 4E	5	19	Harvest, Mechanical, Final, Machine, Loblolly	16	\$560.00	\$16,880.00	
16 23N 4E	5	23	Harvest, Mechanical, Final, Machine, Loblolly	3	\$120.05	\$3,618.65	
16 23N 4E	5	24	Harvest, Mechanical, Final, Machine, Loblolly	4	\$134.05	\$4,040.65	
16 23N 4E	5	25	Harvest, Mechanical, Final, Machine, Loblolly	5	\$182.00	\$5,486.00	
16 23N 4E	5	29	Harvest, Mechanical, Final, Machine, Loblolly	8	\$280.00	\$8,440.00	
16 23N 5E	2	1	Harvest, Mechanical, 1st Thin, Machine, Loblolly	114	\$3,990.00	\$14,250.00	
16 23N 5E	2	8	Harvest, Mechanical, 1st Thin, Machine, Loblolly	8	\$274.75	\$981.25	
				<b>Yearly Totals</b>	<b>616</b>	<b>\$21,542.50</b>	<b>\$491,087.71</b>
				<b>Grand Totals</b>	<b>7,075</b>	<b>\$238,358.90</b>	<b>\$3,916,266.43</b>



# Property Activities Report

**Filters Applied:** County:   
 Client Class:   
 District: Northwest District   
 Client: Grenada County BOE   
 STR:   
 Year: 2012 Through 2021

Client Name	Plan Year	STR	Act. Name	Method	Practice	Application	Est. Cost	Act. Object	Est. Miles
<b>Grenada County BOE</b>									
<b>2012</b>									
<b>16 23N 6E</b>									
Property Activities									
				Maintain	Paint	Hand	\$997.48	Property Boundary	3.994
Totals							\$997.48		3.994
Summary for 'PlanYear' = 2012									
Totals							\$997.48		3.994
<b>2013</b>									
<b>16 22N 5E</b>									
Property Activities									
				Maintain	Paint	Hand	\$1,078.96	Property Boundary	3.999
Totals							\$1,078.96		3.999
<b>16 23N 5E</b>									
Property Activities									
				Maintain	Paint	Hand	\$801.33	Property Boundary	2.97
Totals							\$801.33		2.97
Summary for 'PlanYear' = 2013									
Totals							\$1,880.29		6.969
<b>2014</b>									
<b>16 21N 4E</b>									
Property Activities									
				Maintain	Paint	Hand	\$1,073.30	Property Boundary	3.978

Client Name	Plan Year	STR	Act. Name	Method	Practice	Application	Est. Cost	Act. Object	Est. Miles
						Totals	\$1,073.30		3.978
		<b>16 21N 5E</b>							
			Property Activities						
				Maintain	Paint	Hand	\$1,079.50	Property Boundary	4.001
						Totals	\$1,079.50		4.001
		<b>16 22N 2E</b>							
			Property Activities						
				Maintain	Paint	Hand	\$1,083.82	Property Boundary	4.017
						Totals	\$1,083.82		4.017
		<b>16 22N 3E</b>							
			Property Activities						
				Maintain	Paint	Hand	\$1,080.58	Property Boundary	4.005
						Totals	\$1,080.58		4.005
		<b>16 23N 7E</b>							
			Property Activities						
				Maintain	Paint	Hand	\$1,076.80	Property Boundary	3.991
						Totals	\$1,076.80		3.991
						Summary for 'PlanYear' = 2014			
						Totals	\$5,394.00		19.992
	<b>2015</b>								
		<b>16 22N 6E</b>							
			Property Activities						
				Maintain	Paint	Hand	\$1,078.15	Property Boundary	3.996
						Totals	\$1,078.15		3.996
		<b>16 22N 7E</b>							
			Property Activities						
				Maintain	Paint	Hand	\$1,087.06	Property Boundary	4.029

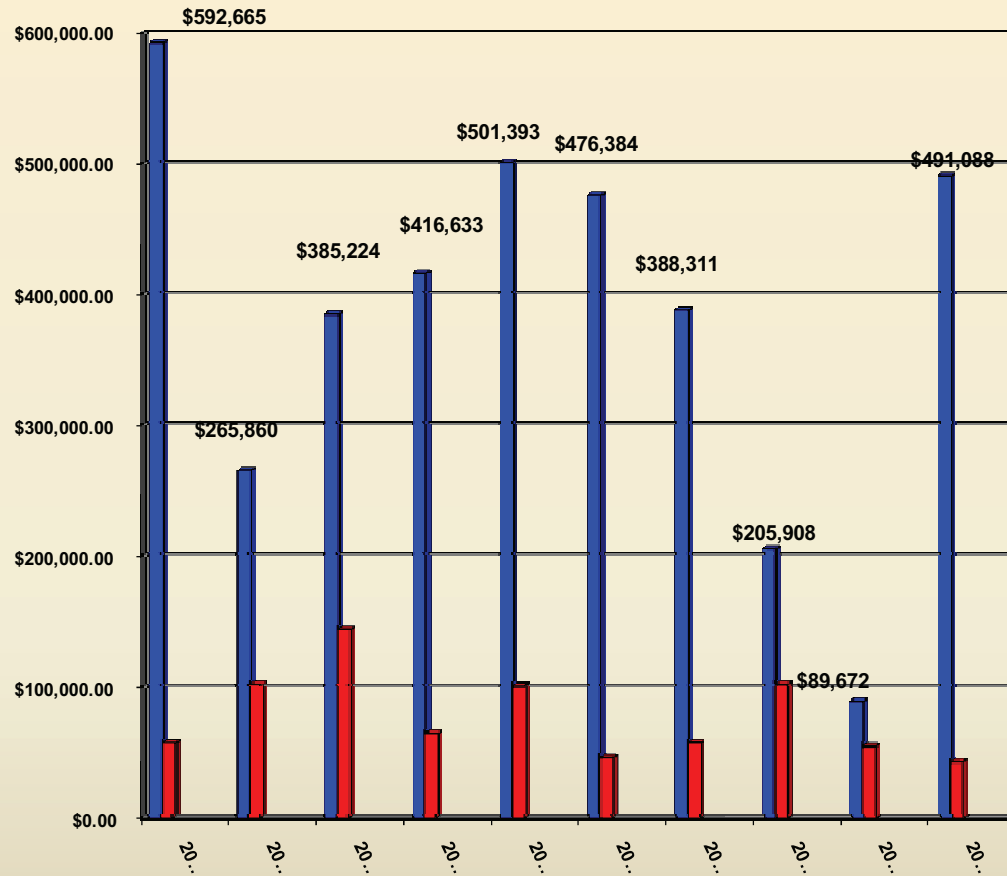
Client Name	Plan Year	STR	Act. Name	Method	Practice	Application	Est. Cost	Act. Object	Est. Miles
						Totals	\$1,087.06		4.029
		<b>16 23N 4E</b>							
			Property Activities						
				Maintain	Paint	Hand	\$1,080.58	Property Boundary	4.005
						Totals	\$1,080.58		4.005
						Summary for 'PlanYear' = 2015			
						Totals	\$3,245.79		12.03
	<b>2016</b>								
		<b>16 21N 3E</b>							
			Property Activities						
				Maintain	Paint	Hand	\$1,074.38	Property Boundary	3.982
						Totals	\$1,074.38		3.982
		<b>16 21N 7E</b>							
			Property Activities						
				Maintain	Paint	Hand	\$1,086.79	Property Boundary	4.028
						Totals	\$1,086.79		4.028
		<b>16 22N 4E</b>							
			Property Activities						
				Maintain	Paint	Hand	\$1,067.63	Property Boundary	3.957
						Totals	\$1,067.63		3.957
						Summary for 'PlanYear' = 2016			
						Totals	\$3,228.79		11.967
	<b>2017</b>								
		<b>16 23N 6E</b>							
			Property Activities						
				Maintain	Paint	Hand	\$1,077.61	Property Boundary	3.994
						Totals	\$1,077.61		3.994

Client Name	Plan Year	STR	Act. Name	Method	Practice	Application	Est. Cost	Act. Object	Est. Miles
							Summary for 'PlanYear' = 2017		
							Totals	\$1,077.61	3.994
	2018								
		16 21N 2E							
			Property Activities						
				Maintain	Paint	Hand	\$1,075.18	Property Boundary	3.985
							Totals	\$1,075.18	3.985
		16 22N 2E							
			Property Activities						
				Maintain	Paint	Hand	\$1,083.82	Property Boundary	4.017
							Totals	\$1,083.82	4.017
		16 22N 5E							
			Property Activities						
				Maintain	Paint	Hand	\$1,078.96	Property Boundary	3.999
							Totals	\$1,078.96	3.999
		16 23N 5E							
			Property Activities						
				Maintain	Paint	Hand	\$801.33	Property Boundary	2.97
							Totals	\$801.33	2.97
							Summary for 'PlanYear' = 2018		
							Totals	\$4,039.30	14.971
	2019								
		16 21N 4E							
			Property Activities						
				Maintain	Paint	Hand	\$1,073.30	Property Boundary	3.978
							Totals	\$1,073.30	3.978
		16 21N 5E							

Client Name	Plan Year	STR	Act. Name	Method	Practice	Application	Est. Cost	Act. Object	Est. Miles
			Property Activities						
				Maintain	Paint	Hand	\$1,079.50	Property Boundary	4.001
					Totals		\$1,079.50		4.001
		<b>16 22N 3E</b>	Property Activities						
				Maintain	Paint	Hand	\$1,080.58	Property Boundary	4.005
					Totals		\$1,080.58		4.005
		<b>16 23N 7E</b>	Property Activities						
				Maintain	Paint	Hand	\$1,076.80	Property Boundary	3.991
					Totals		\$1,076.80		3.991
					Summary for 'PlanYear' = 2019				
					Totals		\$4,310.18		15.975
	<b>2020</b>								
		<b>16 22N 6E</b>	Property Activities						
				Maintain	Paint	Hand	\$1,078.15	Property Boundary	3.996
					Totals		\$1,078.15		3.996
		<b>16 22N 7E</b>	Property Activities						
				Maintain	Paint	Hand	\$1,087.06	Property Boundary	4.029
					Totals		\$1,087.06		4.029
		<b>16 23N 4E</b>	Property Activities						
				Maintain	Paint	Hand	\$1,080.58	Property Boundary	4.005
					Totals		\$1,080.58		4.005

Client Name	Plan Year	STR	Act. Name	Method	Practice	Application	Est. Cost	Act. Object	Est. Miles
							Summary for 'PlanYear' = 2020		
							Totals	\$3,245.79	12.03
<b>2021</b>									
<b>16 21N 7E</b>									
Property Activities									
				Maintain	Paint	Hand	\$1,086.79	Property Boundary	4.028
							Totals	\$1,086.79	4.028
<b>16 22N 4E</b>									
Property Activities									
				Maintain	Paint	Hand	\$1,067.63	Property Boundary	3.957
							Totals	\$1,067.63	3.957
							Summary for 'PlanYear' = 2021		
							Totals	\$2,154.42	7.985
					<b>Summary for Grenada County BOE</b>				
							<b>Totals</b>	<b>\$29,573.65</b>	<b>109.907</b>
<b>Grand Totals</b>								<b>\$29,573.65</b>	<b>109.91</b>

# GRENADA COUNTY REVENUE – EXPENSES 2012-2021



■ REVENUE  
■ EXPENSE

These are estimated Revenue and Expenses

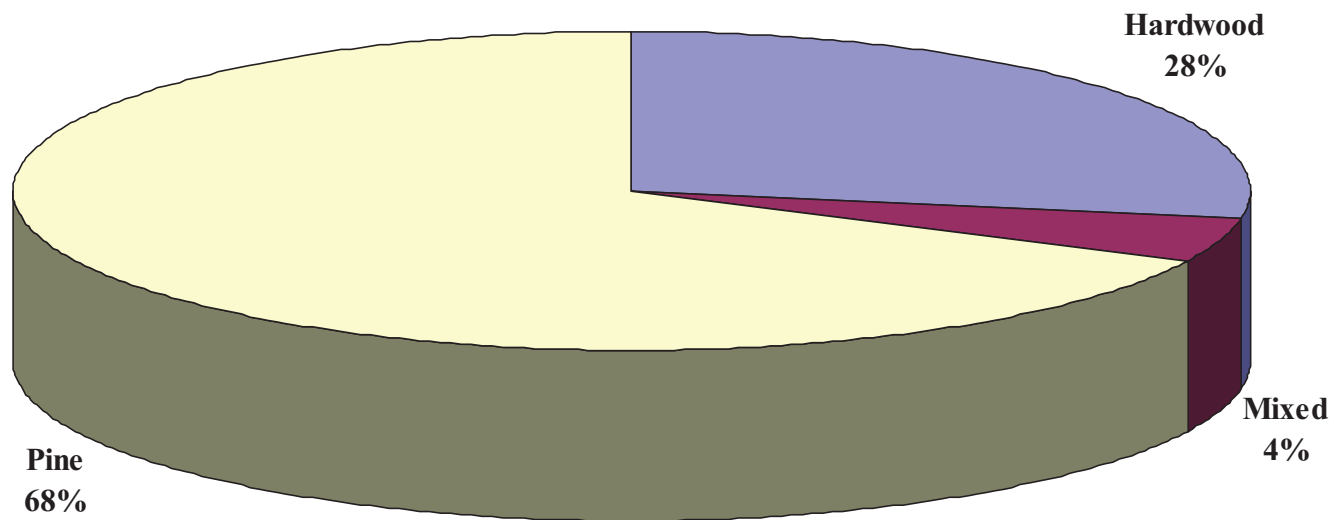
**Filters Applied:**

County:  
Client Class:

District: Northwest District  
Client: Grenada County BOE

STR:

### Broad Cover Type Distribution





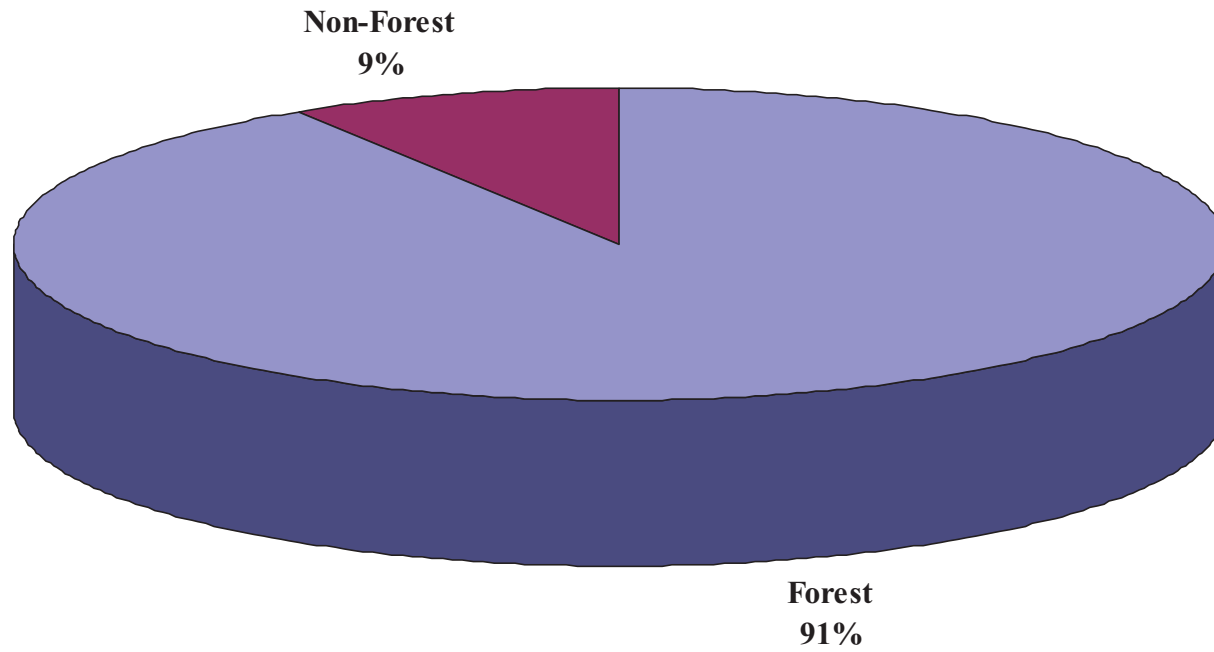
**Filters Applied:**

County:  
Client Class:

District: Northwest District  
Client: Grenada County BOE

STR:

### Land Use Distribution



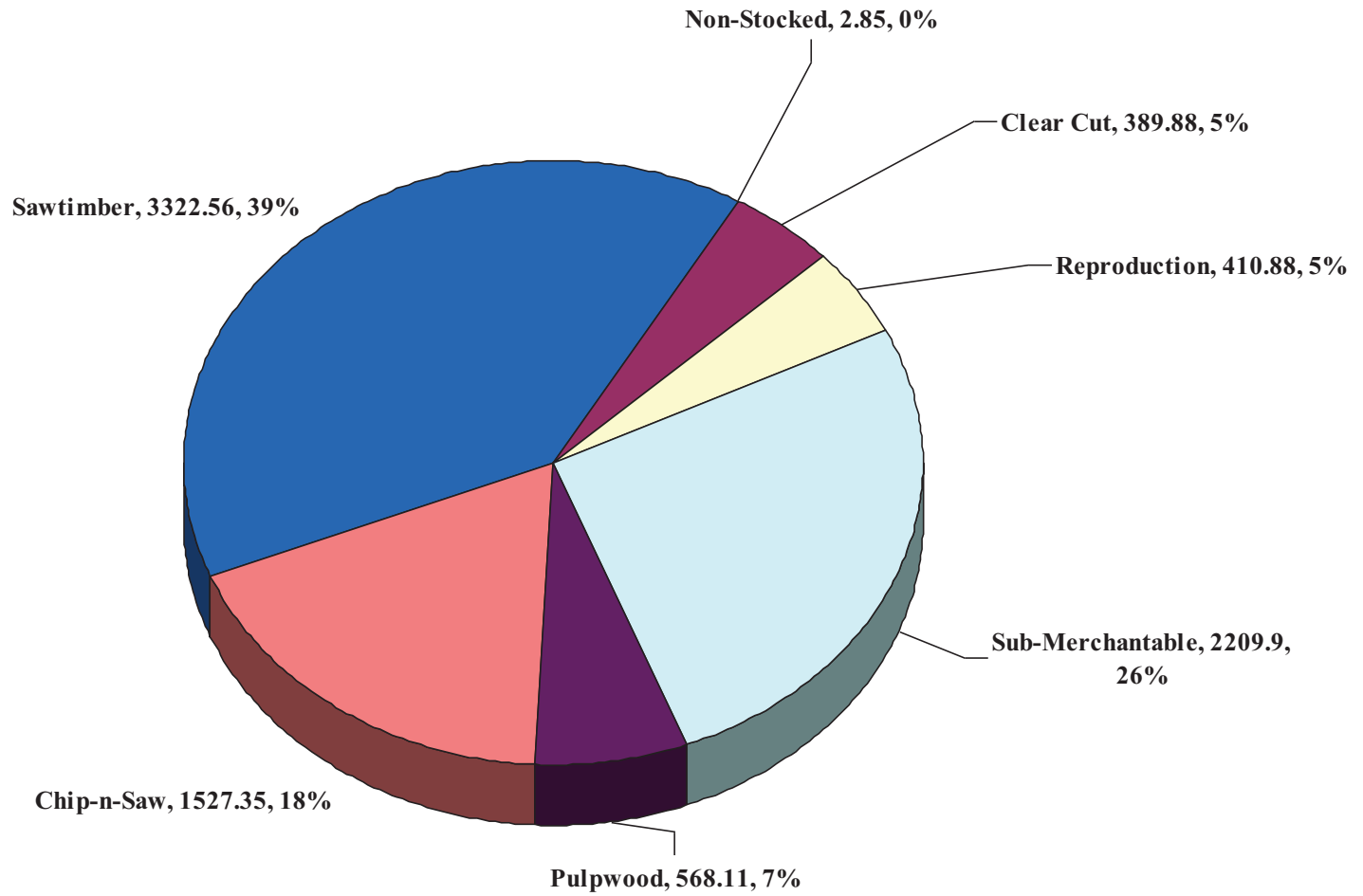
**Filters Applied:**

County:  
Client Class:

District: Northwest District  
Client: Grenada County BOE

STR:

### Forested Stands Class Distribution by Acres



**Filters Applied:**

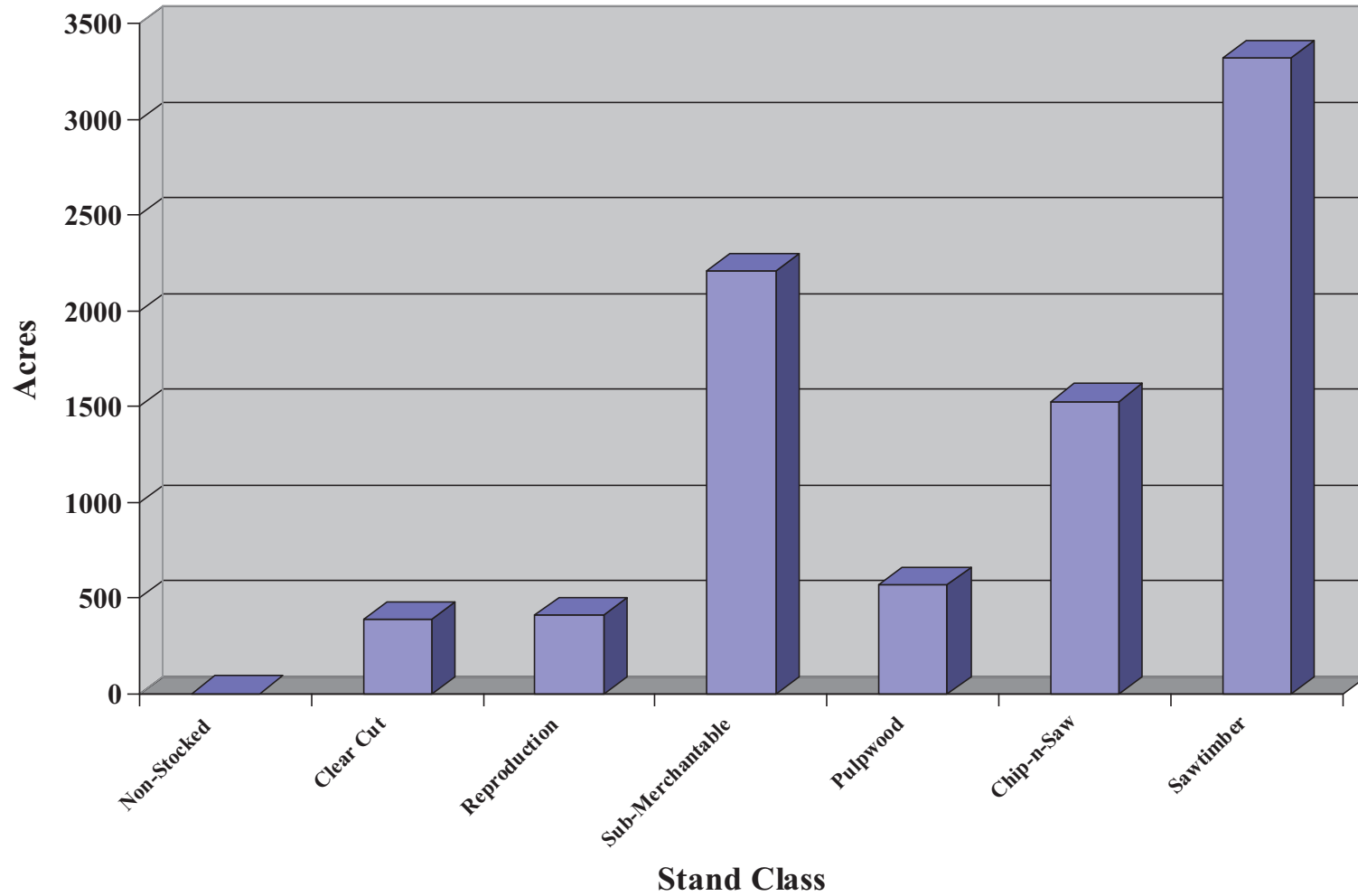
County: Northwest District

Client: Grenada County BOE  
STR:

Broad Cover Type:  
Client Class:

Stand Age: Through

### Forested Stands Graph



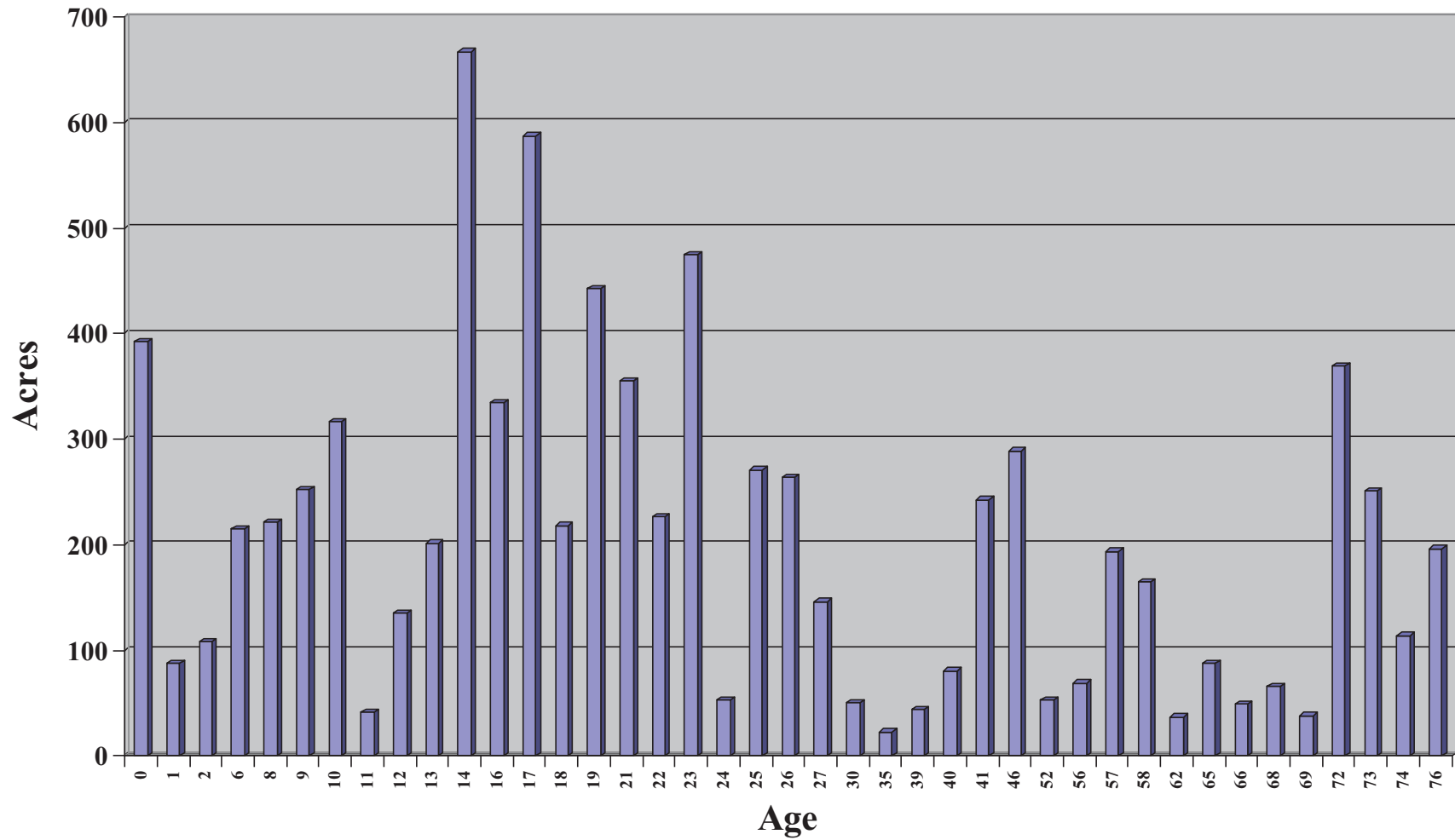
**Filters Applied:** County: Northwest District

Client: Grenada County BOE  
STR:

Broad Cover Type:  
Client Class:

Stand Age: Through

### Age Distribution Graph



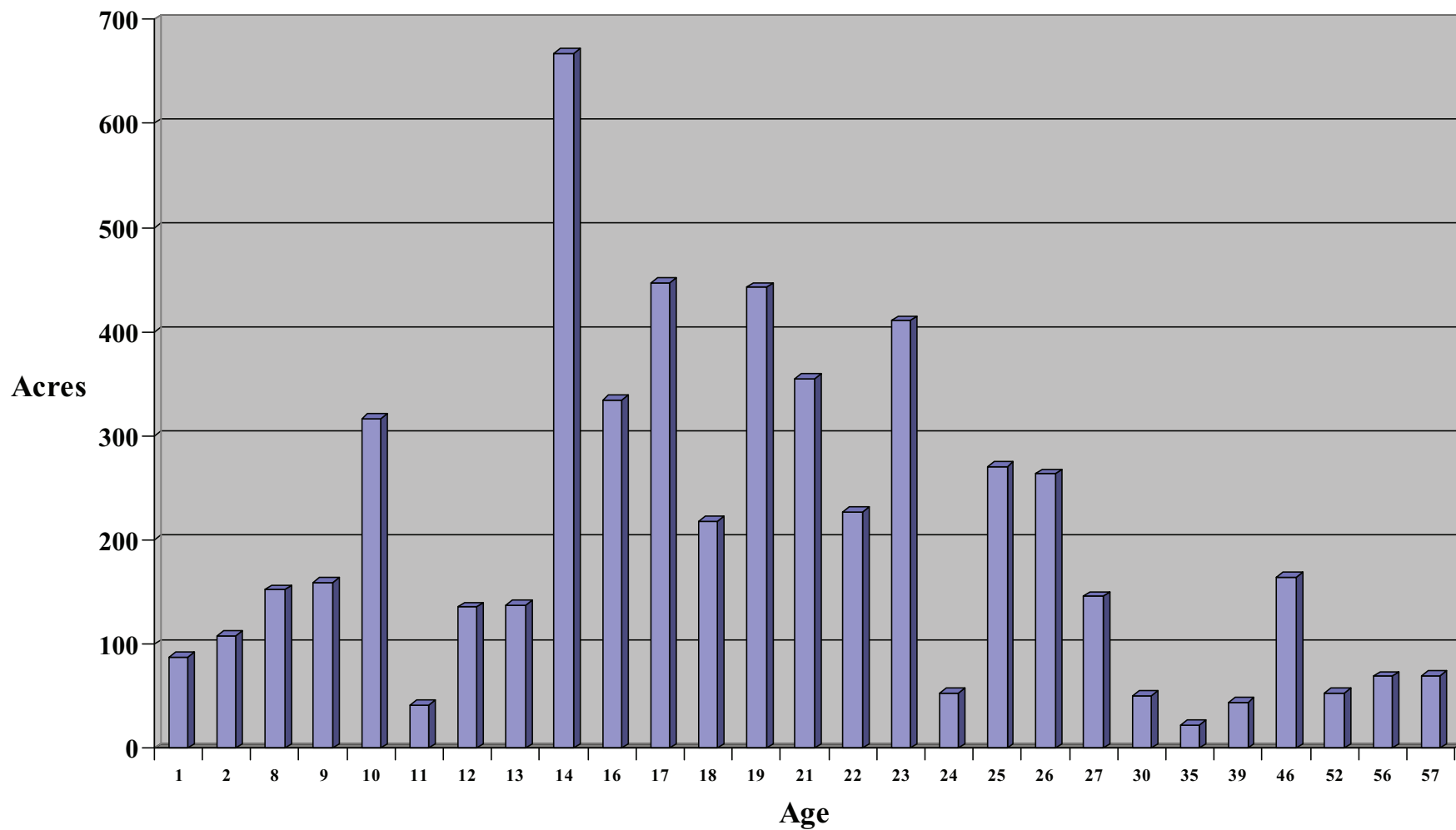
**Filters Applied:** County: Northwest District

Client: Grenada County BOE  
STR:

Broad Cover Type: Pine  
Client Class:

Stand Age: Through

### Pine Age Distribution Graph



**Filters Applied:**

County: Northwest District

Client: Grenada County BOE  
STR:

Broad Cover Type: Hardwood  
Client Class:

Stand Age: Through

### Hardwood Age Distribution Graph

